

**State of Nebraska Employees Retirement Plan  
Nebraska County Employees Retirement Plan  
State of Nebraska Deferred Compensation Plan  
Nebraska State Patrol DROP**

Annual Plan Report  
For the Year Ending  
December 31, 2023

# ANNUAL PLAN REPORT TABLE OF CONTENTS

1. State of Nebraska Employees Retirement Plan – Overview
2. State of Nebraska Employees Retirement Plan – Defined Contribution
3. State of Nebraska Employees Retirement Plan – Cash Balance
4. Nebraska County Employees Retirement Plan – Overview
5. Nebraska County Employees Retirement Plan – Defined Contribution
6. Nebraska County Employees Retirement Plan – Cash Balance
7. State of Nebraska Deferred Compensation Plan
8. Nebraska State Patrol DROP
9. Ameritas Annuity Statistics / Equal Retirement Benefit Fund
10. Ameritas Retirement Plan Services

**STATE OF NEBRASKA EMPLOYEES RETIREMENT PLAN**  
**Contract 3310-01**  
**Defined Contribution and Cash Balance**  
**Account Summary - 1/1/2023 to 12/31/2023**

Account Summary	Defined Contribution	Cash Balance	Total
<b>Beginning Balance</b>	\$669,497,134.59	\$1,560,544,406.66	\$2,230,041,541.25
<b>Deposits</b>			
Member*	\$5,294,101.08	\$42,310,861.91	\$47,604,962.99
Employer**	\$8,256,781.70	\$66,008,505.19	\$74,265,286.89
<b>Total Contributions</b>	<b>\$13,550,882.78</b>	<b>\$108,319,367.10</b>	<b>\$121,870,249.88</b>
<b>Transfers</b>	(\$8,127,287.68)	\$8,121,555.68	(\$5,732.00)
<b>Forfeiture Transfer***</b>	\$0.00	(\$3,101,832.43)	(\$3,101,832.43)
<b>Withdrawals</b>	(\$52,358,776.44)	(\$153,500,151.32)	(\$205,858,927.76)
<b>Expenses</b>	(\$183,388.78)	(\$1,755,267.37)	(\$1,938,656.15)
<b>Earnings</b>	\$101,379,395.64	\$86,874,560.72	\$188,253,956.36
<b>Ending Balance</b>	<b>\$723,757,960.11</b>	<b>\$1,605,502,639.04</b>	<b>\$2,329,260,599.15</b>
<b>Employee Sources:</b>	\$301,087,722.39	\$631,000,858.45	\$932,088,580.84
<b>Employer Sources:</b>	\$422,670,237.72	\$974,501,780.59	\$1,397,172,018.31
<b>Members with an Account Balance</b>	2,575	26,805	29,380
<b>Average Account Balance</b>	\$281,071.05	\$59,895.64	\$79,280.48
<b>Average Age</b>	60.2	42.9	44.5
<b>Average Service</b>	24.3	5.9	10.5

\*Member contributions = 4.8%

\*\*Employer contributions = 156% of Member contributions

\*\*\* Forfeiture Transfer processed each January and June.

# STATE OF NEBRASKA EMPLOYEES RETIREMENT PLAN

Contract 3310-01

Defined Contribution and Cash Balance

Withdrawal Reason Summary - 01/01/2023 to 12/31/2023

Withdrawal Reason	Defined Contribution Withdrawals		Cash Balance Withdrawals		Total Withdrawals	
	Amount	Number*	Amount	Number*	Amount	Number*
Termination	(\$8,358,807.97)	189	(\$31,917,422.03)	1,316	(\$40,276,230.00)	1,505
Retirement	(\$41,223,797.80)	1,117	(\$114,652,537.60)	606	(\$155,876,335.40)	1,723
Disability	\$0.00	0	\$0.00	0	\$0.00	0
Death	(\$2,319,079.15)	21	(\$6,779,005.78)	65	(\$9,098,084.93)	86
QDRO	(\$457,091.52)	6	(\$151,185.91)	4	(\$608,277.43)	10
<b>Total</b>	<b>(\$52,358,776.44)</b>	<b>1,333</b>	<b>(\$153,500,151.32)</b>	<b>1,991</b>	<b>(\$205,858,927.76)</b>	<b>3,324</b>

\*Number includes all withdrawals. For example, Members receiving monthly distributions would be counted as 12 withdrawals.

**STATE OF NEBRASKA EMPLOYEES RETIREMENT PLAN**  
**Contract 3310-01**  
**Defined Contribution and Cash Balance**  
**Withdrawal Type Summary - 01/01/2023 to 12/31/2023**

Withdrawal Type	Defined Contribution			Cash Balance			Total		
	Amount	Percent	Members	Amount	Percent	Members	Amount	Percent	Members
Rollover	(\$44,015,783.25)	84.07%	156	(\$76,980,269.57)	50.15%	581	(\$120,996,052.82)	58.78%	737
Lump Sum	(\$8,342,993.19)	15.93%	283	(\$21,840,069.44)	14.23%	1,199	(\$30,183,062.63)	14.66%	1482
Annuity	\$0.00	0.00%	0	(\$54,679,812.31)	35.62%	192	(\$54,679,812.31)	26.56%	192
<b>Total</b>	<b>(\$52,358,776.44)</b>	<b>100.00%</b>	<b>439</b>	<b>(\$153,500,151.32)</b>	<b>100.00%</b>	<b>1972</b>	<b>(\$205,858,927.76)</b>	<b>100.00%</b>	<b>2,411</b>
Forfeitures	\$3,848,499.60	1,128							
Forfeiture Balance	\$1,838,437.71								

\*There were 28 Defined Contribution Members who elected an Annuity for a total of \$8,125,465.95. These figures are shown in the Cash Balance section, since all Annuities are paid out of the Cash Balance Fund

**STATE OF NEBRASKA EMPLOYEES RETIREMENT PLAN**  
**Contract 3310-01**  
**Defined Contribution and Cash Balance**  
**Account Summary - Comparison of 2022 to 2023**

Account Summary	2022	2023
<b>Beginning Balance</b>	\$2,285,817,439.92	\$2,230,041,541.25
<b>Contributions</b>		
Member*	\$44,550,911.91	\$47,604,962.99
Employer**	\$69,429,723.41	\$74,265,286.89
<b>Total Contributions</b>	<b>\$113,980,635.32</b>	<b>\$121,870,249.88</b>
<b>Transfers</b>	(\$446.81)	(\$5,732.00)
<b>Forfeiture Transfer***</b>	(\$3,836,043.77)	(\$3,101,832.43)
<b>Withdrawals</b>	(\$221,826,490.68)	(\$205,858,927.76)
<b>Expenses</b>	(\$1,858,961.44)	(\$1,938,656.15)
<b>Earnings</b>	<u>\$57,765,408.71</u>	<u>\$188,253,956.36</u>
<b>Ending Balance</b>	<b>\$2,230,041,541.25</b>	<b>\$2,329,260,599.15</b>
<b>Employee Sources:</b>	\$886,543,028.57	\$932,088,580.84
<b>Employer Sources:</b>	\$1,343,498,512.68	\$1,397,172,018.31
<b>Members with an Account Balance</b>	28,343	29,380
<b>Average Account Balance</b>	\$78,680.50	\$79,280.48

\*Member contributions = 4.8%

\*\*Employer contributions = 156% of Member contributions

\*\*\* Forfeiture Transfer processed each January and June.

**STATE OF NEBRASKA EMPLOYEES RETIREMENT PLAN**  
**Contract 3310-01**  
**Defined Contribution and Cash Balance**  
**Withdrawal Reason Summary - Comparison of 2022 to 2023**

Withdrawal Reason	2022 Withdrawals		2023 Withdrawals	
	Amount	Number*	Amount	Number*
Termination	(\$39,017,973.30)	2,448	(\$40,276,230.00)	1,505
Retirement	(\$175,213,741.43)	1,988	(\$155,876,335.40)	1,723
Disability	\$0.00	0	\$0.00	0
Death	(\$6,948,243.20)	113	(\$9,098,084.93)	86
QDRO	(\$646,532.75)	15	(\$608,277.43)	10
<b>Total</b>	<b>(\$221,826,490.68)</b>	<b>4,564</b>	<b>(\$205,858,927.76)</b>	<b>3,324</b>

\*Number includes all withdrawals. For example, Members receiving monthly distributions would be counted as 12 withdrawals.

# STATE OF NEBRASKA EMPLOYEES RETIREMENT PLAN

Contract 3310-01

Defined Contribution and Cash Balance

Withdrawal Type Summary - Comparison of 2022 to 2023

Withdrawal Type	2022			2023		
	Amount	Percent	Members	Amount	Percent	Members
Rollover	(\$129,031,886.38)	58.17%	787	(\$120,996,052.82)	58.78%	737
Lump Sum	(\$32,566,084.79)	14.68%	1,662	(\$30,183,062.63)	14.66%	1,482
Annuity	(\$60,228,519.51)	27.15%	110	(\$54,679,812.31)	26.56%	192
<b>Total</b>	<b>(\$221,826,490.68)</b>	<b>100.00%</b>	<b>2,559</b>	<b>(\$205,858,927.76)</b>	<b>100.00%</b>	<b>2,411</b>
Forfeitures	\$4,544,347.47	1,589		\$3,848,499.60	1,128	
Forfeiture Balance	\$1,838,437.71			\$1,838,437.71		



**STATE OF NEBRASKA EMPLOYEES RETIREMENT PLAN**  
**Contract 3310-01**  
**Defined Contribution and Cash Balance**  
**Member Information - Comparison of 2022 to 2023**

Members	Defined Contribution	Cash Balance	Total
<b>New Members</b>			
2022	42	3,724	3,766
2023	18	3,155	3,173
Increase/(Decrease)	(24)	(569)	(593)
<b>Active Members</b>			
2022	1,598	15,075	16,673
2023	1,489	16,036	17,525
Increase/(Decrease)	(109)	961	852
<b>Deferred Members</b>			
2022	1,162	10,508	11,670
2023	1,086	10,769	11,855
Increase/(Decrease)	(76)	261	185
<b>Total Members</b>			
2022	2,760	25,583	28,343
2023	2,575	26,805	29,380
Increase/(Decrease)	(185)	1,222	1,037

**STATE OF NEBRASKA EMPLOYEES RETIREMENT PLAN**  
**Contract 3310-01**  
**Defined Contribution**  
**Summary of Assets - 01/01/2023 to 12/31/2023**

<b>Fund Name</b>	<b>Balance 1/1/2023</b>	<b>Deposits</b>	<b>Withdrawals</b>	<b>Net Transfers</b>	<b>Expenses</b>	<b>Net Earnings</b>	<b>Balance 12/31/2023</b>	<b>% Total Balance</b>
Stable Value Fund	\$92,012,827.16	\$1,630,615.40	(\$11,074,746.91)	(\$57,529.19)	(\$27,402.91)	\$2,318,640.70	\$84,802,404.25	11.72%
US Bond Index	\$8,390,823.74	\$216,072.23	(\$1,089,946.43)	\$18,868.85	(\$2,127.07)	\$433,206.77	\$7,966,898.09	1.10%
Investor Select	\$12,198,389.60	\$285,194.79	(\$2,084,386.26)	(\$175,187.97)	(\$2,872.13)	\$1,935,834.65	\$12,156,972.68	1.68%
US Total Stock Market Index	\$188,251,472.78	\$3,142,472.69	(\$13,088,598.02)	(\$2,047,050.48)	(\$48,117.39)	\$47,578,850.95	\$223,789,030.53	30.92%
International Stock Index	\$15,358,885.00	\$491,742.12	(\$1,208,190.57)	\$335,577.37	(\$3,863.49)	\$2,366,269.52	\$17,340,419.95	2.40%
Global Equity	\$7,137,910.66	\$210,507.51	(\$475,914.14)	(\$244,290.58)	(\$1,723.33)	\$1,342,103.25	\$7,968,593.37	1.10%
US Core Plus Bond	\$2,406,714.81	\$64,138.19	(\$192,747.76)	\$125,905.13	(\$499.26)	\$140,609.19	\$2,544,120.30	0.35%
LifePath Index 2065	\$842,301.72	\$30,513.95	(\$4,500.00)	\$733,106.92	(\$293.25)	\$214,458.10	\$1,815,587.44	0.25%
LifePath Index 2060	\$484,208.75	\$15,697.40	\$0.00	\$17,105.30	(\$121.82)	\$110,334.40	\$627,224.03	0.09%
LifePath Index 2055	\$851,617.91	\$24,956.32	(\$20,483.49)	\$168,780.92	(\$248.88)	\$208,842.12	\$1,233,464.90	0.17%
LifePath Index 2050	\$614,038.12	\$43,072.88	(\$8,268.61)	\$673,040.59	(\$215.85)	\$218,575.06	\$1,540,242.19	0.21%
LifePath Index 2045	\$5,104,599.97	\$210,046.76	(\$71,541.47)	\$28,413.62	(\$2,068.58)	\$1,046,780.15	\$6,316,230.45	0.87%
LifePath Index 2040	\$27,620,683.09	\$924,285.38	(\$464,439.34)	\$867,057.40	(\$9,203.43)	\$5,175,678.58	\$34,114,061.68	4.71%
LifePath Index 2035	\$48,954,612.99	\$1,352,230.73	(\$1,147,079.72)	(\$746,647.24)	(\$14,043.26)	\$7,914,867.16	\$56,313,940.66	7.78%
LifePath Index 2030	\$78,159,069.14	\$1,889,906.10	(\$3,134,404.88)	\$686,526.77	(\$21,081.42)	\$11,002,746.75	\$88,582,762.46	12.24%
LifePath Index 2025	\$86,509,060.63	\$1,843,872.97	(\$3,974,503.14)	(\$2,976,022.76)	(\$21,335.02)	\$10,016,372.86	\$91,397,445.54	12.63%
LifePath Index Retirement	\$94,599,918.52	\$1,175,557.36	(\$14,319,025.70)	(\$5,534,942.33)	(\$28,171.69)	\$9,355,225.43	\$85,248,561.59	11.78%
<b>Total Fund</b>	<b>\$669,497,134.59</b>	<b>\$13,550,882.78</b>	<b>(\$52,358,776.44)</b>	<b>(\$8,127,287.68)</b>	<b>(\$183,388.78)</b>	<b>\$101,379,395.64</b>	<b>\$723,757,960.11</b>	<b>100.00%</b>

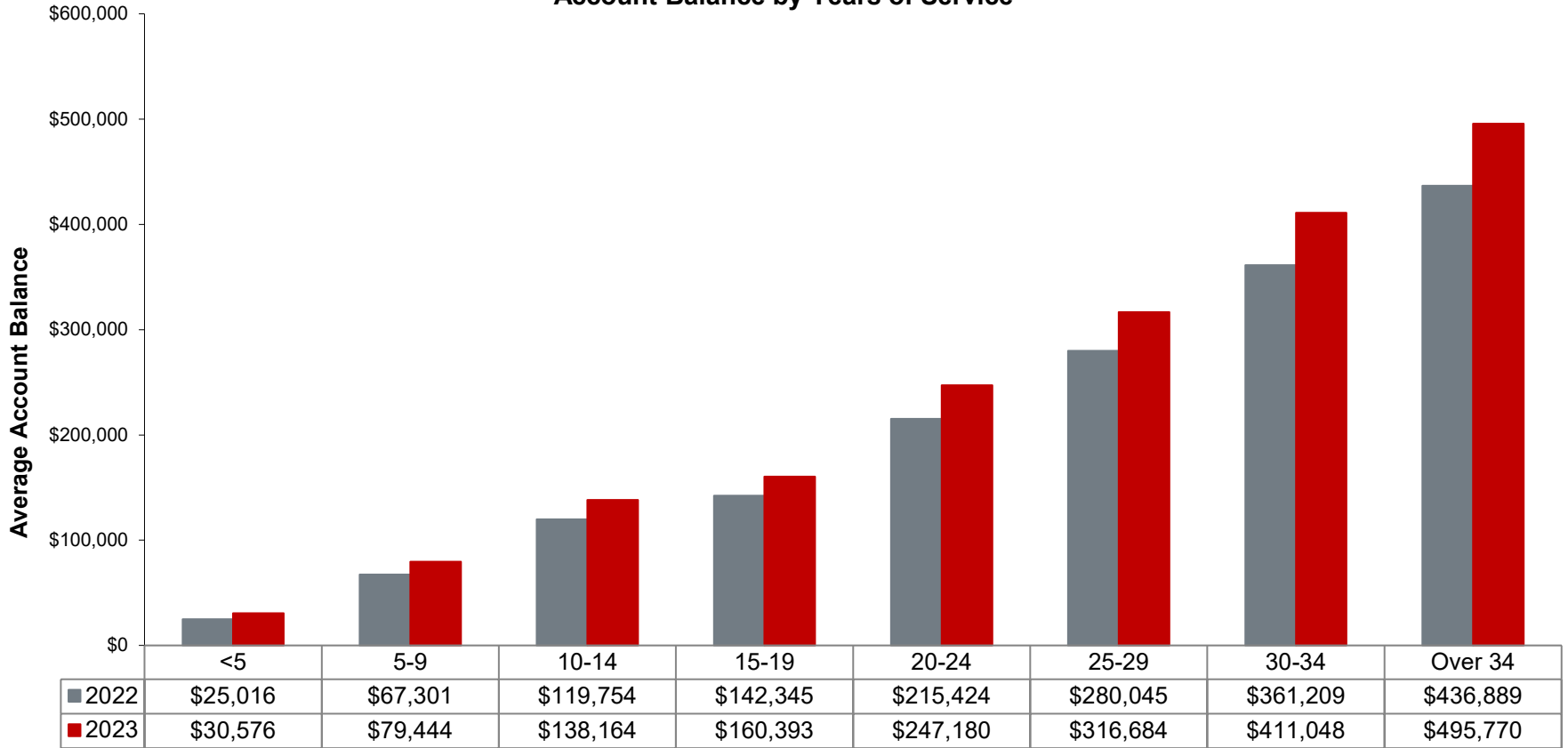
**STATE OF NEBRASKA EMPLOYEES RETIREMENT PLAN**  
**Contract 3310-01**  
**Defined Contribution**  
**Member Investment Account Balances - as of 12/31/2023**

<b>Fund Name</b>	<b># of Members With A Balance</b>	<b># of Members In One Fund</b>	<b>Market Value</b>	<b>Average Market Value</b>
Stable Value	1,482	139	\$84,802,404.25	\$57,221.60
US Bond Market Index	340	2	\$7,966,898.09	\$23,432.05
Investor Select	169	7	\$12,156,972.68	\$71,934.75
US Total Stock Market Index	1,668	61	\$223,789,030.53	\$134,166.09
International Stock Index	643	0	\$17,340,419.95	\$26,967.99
Global Equity	119	0	\$7,968,593.37	\$66,962.97
US Core Plus Bond	58	0	\$2,544,120.30	\$43,864.14
LifePath Index 2065	32	1	\$1,815,587.44	\$56,737.11
LifePath Index 2060	16	0	\$627,224.03	\$39,201.50
LifePath Index 2055	21	0	\$1,233,464.90	\$58,736.42
LifePath Index 2050	20	0	\$1,540,242.19	\$77,012.11
LifePath Index 2045	78	4	\$6,316,230.45	\$80,977.31
LifePath Index 2040	279	18	\$34,114,061.68	\$122,272.62
LifePath Index 2035	391	28	\$56,313,940.66	\$144,025.42
LifePath Index 2030	532	42	\$88,582,762.46	\$166,508.95
LifePath Index 2025	476	38	\$91,397,445.54	\$192,011.44
LifePath Index Retirement	548	73	<u>\$85,248,561.59</u>	\$155,563.07
<b>Total</b>			<b>\$723,757,960.11</b>	

**STATE OF NEBRASKA EMPLOYEES RETIREMENT PLAN**  
**Contract 3310-01**  
**Defined Contribution**  
**Account Balance by Age**



**STATE OF NEBRASKA EMPLOYEES RETIREMENT PLAN**  
**Contract 3310-01**  
**Defined Contribution**  
**Account Balance by Years of Service**

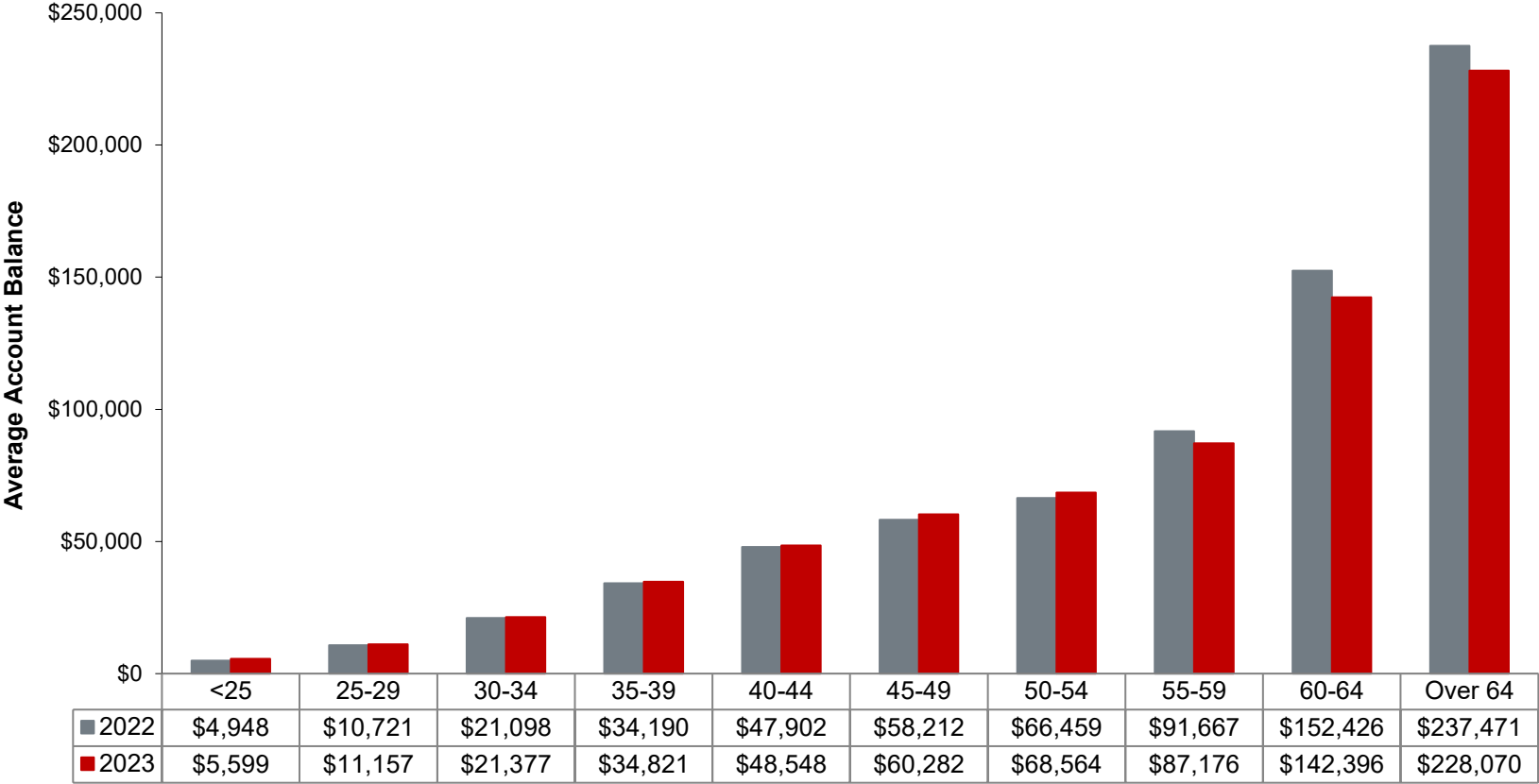


**STATE OF NEBRASKA EMPLOYEES RETIREMENT PLAN**  
**Contract 3310-01**  
**Cash Balance**  
**Summary of Assets - 01/01/2023 to 12/31/2023**

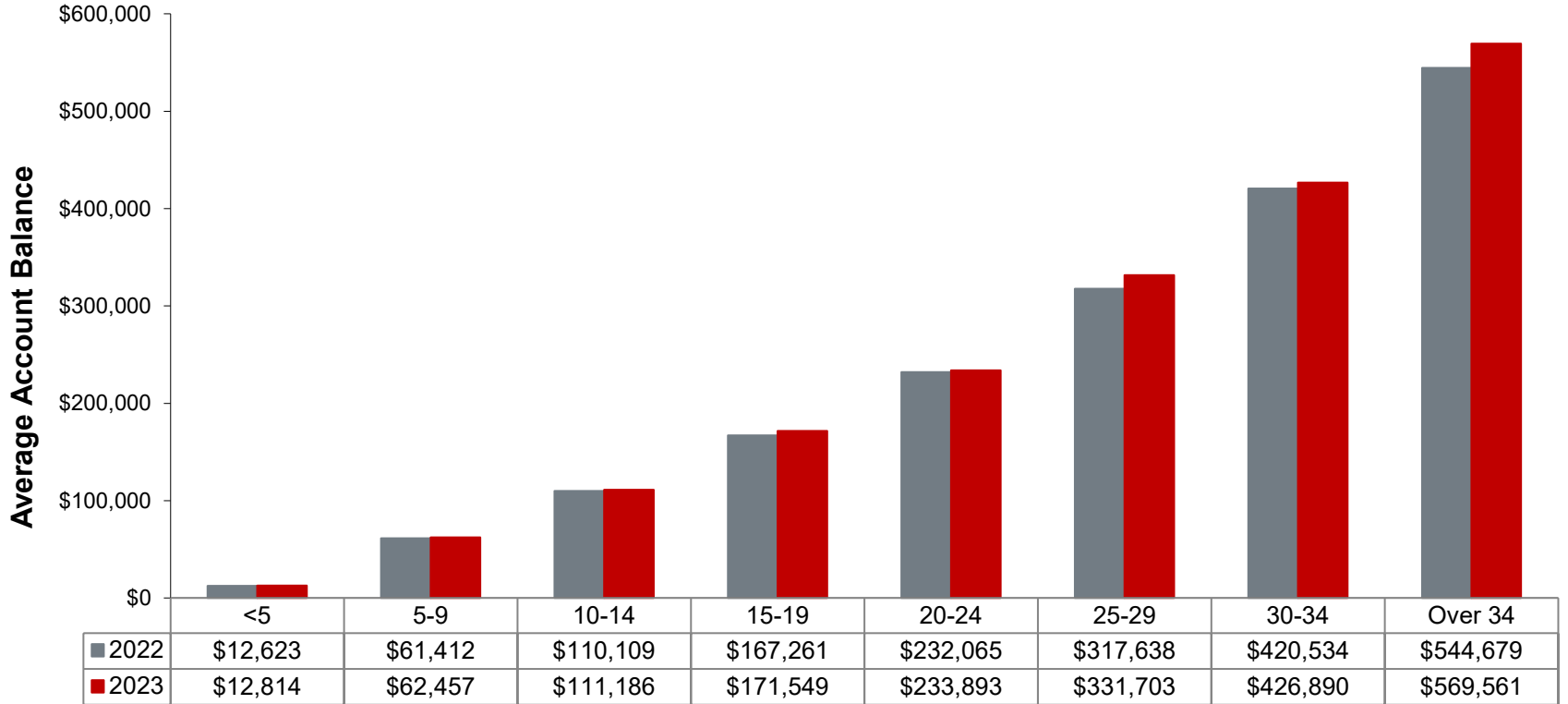
<b>Fund Name</b>	<b>Balance 1/1/2023</b>	<b>Deposits</b>	<b>Withdrawals</b>	<b>Net Transfers</b>	<b>Expenses</b>	<b>Net Earnings</b>	<b>Balance 12/31/2023</b>	<b>% Total Balance</b>
Cash Balance Fund	\$1,560,426,161.60	\$108,265,873.08	(\$156,548,425.05)	\$8,140,666.70	(\$1,754,727.70)	\$86,874,560.72	\$1,605,404,109.35	99.99%
Residual Accounts Fund	\$118,245.06	\$53,494.02	(\$53,558.70)	(\$19,111.02)	(\$539.67)	\$0.00	\$98,529.69	0.01%
<b>Total Fund</b>	<b>\$1,560,544,406.66</b>	<b>\$108,319,367.10</b>	<b>(\$156,601,983.75)</b>	<b>\$8,121,555.68</b>	<b>(\$1,755,267.37)</b>	<b>\$86,874,560.72</b>	<b>\$1,605,502,639.04</b>	<b>100.00%</b>

\*No Dividend paid this year.

**STATE OF NEBRASKA EMPLOYEES RETIREMENT PLAN**  
**Contract 3310-01**  
**Cash Balance**  
**Account Balance by Age**



**STATE OF NEBRASKA EMPLOYEES RETIREMENT PLAN**  
**Contract 3310-01**  
**Cash Balance**  
**Account Balance by Years of Service**





# NEBRASKA COUNTY EMPLOYEES RETIREMENT PLAN

Contract 3135-01

## Defined Contribution and Cash Balance Account Summary - 1/1/2023 to 12/31/2023

Account Summary	Defined Contribution	Cash Balance	Total
<b>Beginning Balance</b>	\$210,078,716.38	\$591,592,935.80	\$801,671,652.18
<b>Deposits</b>			
Member*	\$1,868,032.78	\$16,509,749.87	\$18,377,782.65
Employer**	\$2,741,402.83	\$24,425,133.11	\$27,166,535.94
<b>Total Contributions</b>	<b>\$4,609,435.61</b>	<b>\$40,934,882.98</b>	<b>\$45,544,318.59</b>
<b>Transfers</b>	(\$2,592,698.28)	\$2,593,646.13	\$947.85
<b>Forfeiture Transfer***</b>	\$0.00	(\$547,362.42)	(\$547,362.42)
<b>Withdrawals</b>	(\$18,061,093.88)	(\$60,128,594.63)	(\$78,189,688.51)
<b>Expenses</b>	(\$116,761.88)	(\$1,091,657.77)	(\$1,208,419.65)
<b>Earnings</b>	<u>\$31,263,626.69</u>	<u>\$32,817,459.53</u>	<u>\$64,081,086.22</u>
<b>Ending Balance</b>	<b>\$225,181,224.64</b>	<b>\$606,171,309.62</b>	<b>\$831,352,534.26</b>
<b>Employee Sources:</b>	\$96,345,061.16	\$245,791,373.40	\$342,136,434.56
<b>Employer Sources:</b>	\$128,836,163.48	\$360,379,936.22	\$489,216,099.70
<b>Members with an Account Balance</b>	1,078	12,045	13,123
<b>Average Account Balance</b>	\$208,887.96	\$50,325.55	\$63,350.80
<b>Average Age</b>	61.7	46.3	47.5
<b>Average Service</b>	28.9	8.2	9.9

\*Member contributions = 4.5%

\*\*Employer contributions = 150% of Member contributions

\*\*\* Forfeiture Transfer processed each January and June.

# NEBRASKA COUNTY EMPLOYEES RETIREMENT PLAN

Contract 3135-01

Defined Contribution and Cash Balance

Withdrawal Reason Summary - 01/01/2023 to 12/31/2023

Withdrawal Reason	Defined Contribution Withdrawals		Cash Balance Withdrawals		Total Withdrawals	
	Amount	Number*	Amount	Number*	Amount	Number*
Termination	(\$1,488,209.99)	149	(\$14,074,066.50)	523	(\$15,562,276.49)	672
Retirement	(\$15,624,826.98)	660	(\$43,570,436.90)	434	(\$59,195,263.88)	1,094
Disability	\$0.00	0	\$0.00	0	\$0.00	0
Death	(\$948,056.91)	10	(\$2,442,684.38)	47	(\$3,390,741.29)	57
QDRO	\$0.00	0	(\$41,406.85)	2	(\$41,406.85)	2
<b>Total</b>	<b>(\$18,061,093.88)</b>	<b>819</b>	<b>(\$60,128,594.63)</b>	<b>1,006</b>	<b>(\$78,189,688.51)</b>	<b>1,825</b>

\*Number includes all withdrawals. For example, Members receiving monthly distributions would be counted as 12 withdrawals.

**NEBRASKA COUNTY EMPLOYEES RETIREMENT PLAN**  
**Contract 3135-01**  
**Defined Contribution and Cash Balance**  
**Withdrawal Type Summary - 01/01/2023 to 12/31/2023**

Withdrawal Type	Defined Contribution			Cash Balance			Total		
	Amount	Percent	Members	Amount	Percent	Members	Amount	Percent	Members
Rollover	(\$15,186,221.33)	84.08%	72	(\$23,812,826.10)	39.60%	284	(\$38,999,047.43)	49.88%	356
Lump Sum	(\$2,874,872.55)	15.92%	155	(\$14,067,857.79)	23.40%	583	(\$16,942,730.34)	21.67%	738
Annuity	\$0.00	0.00%	0	(\$22,247,910.74)	37.00%	103	(\$22,247,910.74)	28.45%	103
<b>Total</b>	<b>(\$18,061,093.88)</b>	<b>100.00%</b>	<b>227</b>	<b>(\$60,128,594.63)</b>	<b>100.00%</b>	<b>970</b>	<b>(\$78,189,688.51)</b>	<b>100.00%</b>	<b>1,197</b>
Forfeitures	\$1,332,441.05	434							
Forfeiture Balance	\$365,863.41								

\*There were 9 Defined Contribution Members who elected an Annuity for a total of \$2,600,239.09. These figures are shown in the Cash Balance section, since all Annuities are paid out of the Cash Balance Fund.

**NEBRASKA COUNTY EMPLOYEES RETIREMENT PLAN**  
**Contract 3135-01**  
**Defined Contribution and Cash Balance**  
**Account Summary - Comparison of 2022 to 2023**

Account Summary	2022	2023
<b>Beginning Balance</b>	\$806,783,442.93	\$801,671,652.18
<b>Contributions</b>		
Member*	\$16,931,691.29	\$18,377,782.65
Employer**	\$25,046,580.72	\$27,166,535.94
<b>Total Contributions</b>	<b>\$41,978,272.01</b>	<b>\$45,544,318.59</b>
<b>Transfers</b>	(\$129.08)	\$947.85
<b>Forfeiture Transfer***</b>	(\$785,895.84)	(\$547,362.42)
<b>Withdrawals</b>	(\$69,750,242.86)	(\$78,189,688.51)
<b>Expenses</b>	(\$1,025,293.01)	(\$1,208,419.65)
<b>Earnings</b>	<u>\$24,471,498.03</u>	<u>\$64,081,086.22</u>
<b>Ending Balance</b>	<b>\$801,671,652.18</b>	<b>\$831,352,534.26</b>
<b>Employee Sources:</b>	\$327,990,966.19	\$342,136,434.56
<b>Employer Sources:</b>	\$473,680,685.99	\$489,216,099.70
<b>Members with an Account Balance</b>	12,746	13,123
<b>Average Account Balance</b>	\$62,895.94	\$63,350.80
<b>Average Age</b>	47.7	47.5
<b>Average Service</b>	7.8	9.9

\*Member contributions = 4.5%

\*\*Employer contributions = 150% of Member contributions

\*\*\*Forfeiture Transfer processed each January and June

**NEBRASKA COUNTY EMPLOYEES RETIREMENT PLAN**  
**Contract 3135-01**  
**Defined Contribution and Cash Balance**  
**Withdrawal Reason Summary - Comparison of 2022 to 2023**

Withdrawal Reason	2022 Withdrawals		2023 Withdrawals	
	Amount	Number*	Amount	Number*
Termination	(\$14,524,107.99)	937	(\$15,562,276.49)	672
Retirement	(\$51,659,211.51)	1,124	(\$59,195,263.88)	1,094
Disability	\$0.00	0	\$0.00	0
Death	(\$3,496,844.77)	95	(\$3,390,741.29)	57
QDRO	(\$70,078.59)	2	(\$41,406.85)	2
<b>Total</b>	<b>(\$69,750,242.86)</b>	<b>2,158</b>	<b>(\$78,189,688.51)</b>	<b>1,825</b>

\*Number includes all withdrawals. For example, Members receiving monthly distributions would be counted as 12 withdrawals.

**NEBRASKA COUNTY EMPLOYEES RETIREMENT PLAN**  
**Contract 3135-01**  
**Defined Contribution and Cash Balance**  
**Withdrawal Type Summary - Comparison of 2022 to 2023**

Withdrawal Type	2022			2023		
	Amount	Percent	Members	Amount	Percent	Members
Rollover	(\$42,077,296.69)	60.33%	385	(\$38,999,047.43)	49.88%	356
Lump Sum	(\$13,108,264.11)	18.79%	700	(\$16,942,730.34)	21.67%	738
Annuity	(\$14,564,682.06)	20.88%	39	(\$22,247,910.74)	28.45%	103
<b>Total</b>	<b>(69,750,242.86)</b>	<b>100.00%</b>	<b>1,124</b>	<b>(78,189,688.51)</b>	<b>100.00%</b>	<b>1,197</b>
Forfeitures	\$1,252,178.52	531		\$1,332,441.05	434	
Forfeiture Balance	\$365,863.41			\$365,863.41		

**NEBRASKA COUNTY EMPLOYEES RETIREMENT PLAN**  
**Contract 3135-01**  
**Defined Contribution and Cash Balance**  
**Member Information - Comparison of 2022 to 2023**

Members	Defined Contribution	Cash Balance	Total
<b>New Members</b>			
2022	12	1,404	1,416
2023	14	1,556	1,570
Increase/(Decrease)	2	152	154
<b>Active Members</b>			
2022	658	7,278	7,936
2023	601	7,425	8,026
Increase/(Decrease)	(57)	147	90
<b>Deferred Members</b>			
2022	503	4,307	4,810
2023	477	4,620	5,097
Increase/(Decrease)	(26)	313	287
<b>Total Members</b>			
2022	1,161	11,585	12,746
2023	1,078	12,045	13,123
Increase/(Decrease)	(83)	460	377

**NEBRASKA COUNTY EMPLOYEES RETIREMENT PLAN**  
**Contract 3135-01**  
**Defined Contribution**  
**Summary of Assets - 01/01/2023 to 12/31/2023**

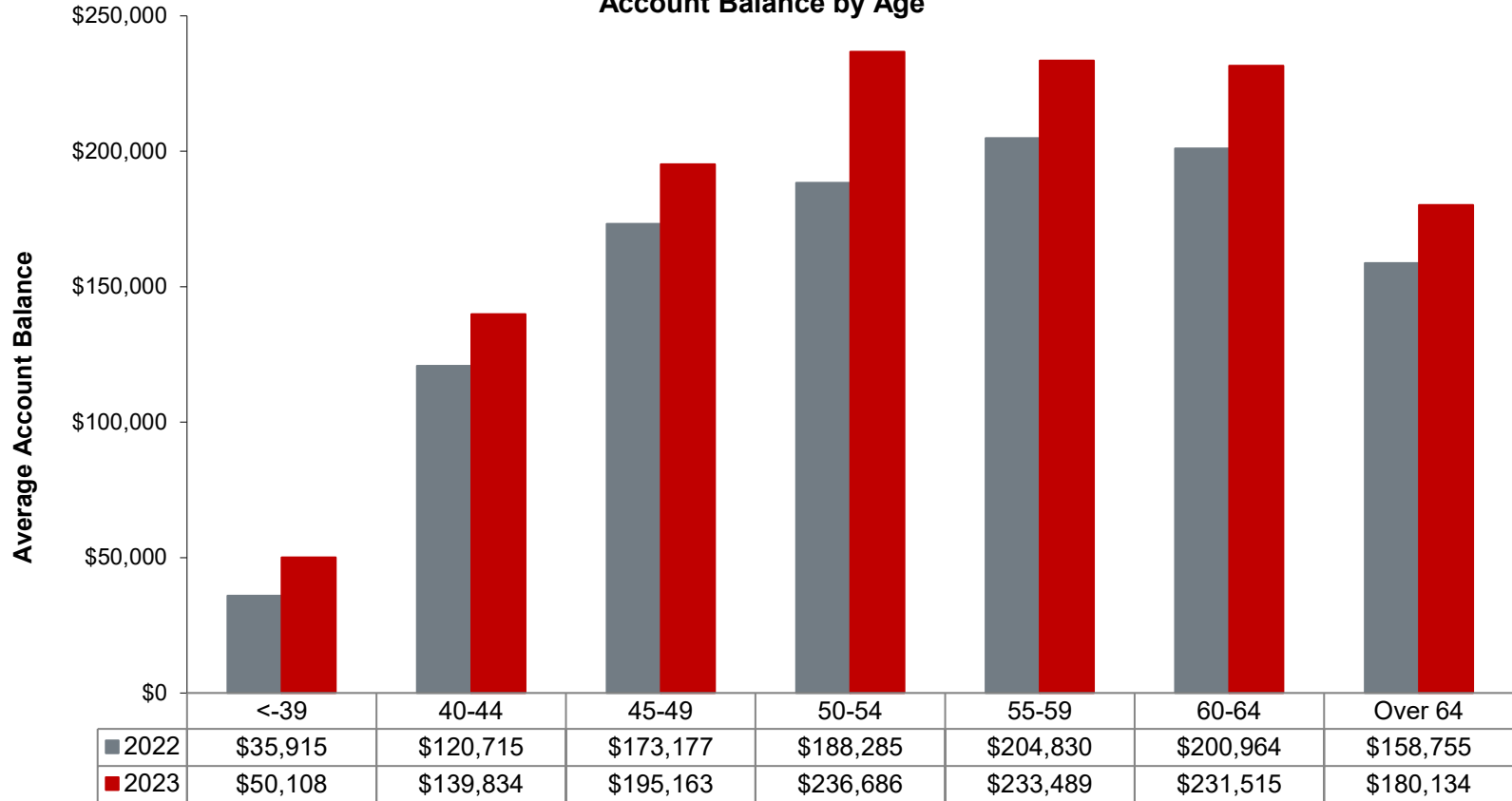
<b>Fund Name</b>	<b>Balance 1/1/2023</b>	<b>Deposits</b>	<b>Withdrawals</b>	<b>Net Transfers</b>	<b>Expenses</b>	<b>Net Earnings</b>	<b>Balance 12/31/2023</b>	<b>% Total Balance</b>
Stable Value Funds	\$27,863,909.01	\$628,185.47	(\$3,826,755.13)	(\$741,175.18)	(\$15,844.15)	\$682,432.79	\$24,590,752.81	10.92%
US Bond Market Index	\$1,569,279.88	\$42,049.10	(\$41,158.03)	\$153,663.96	(\$889.93)	\$90,370.12	\$1,813,315.10	0.81%
Investor Select	\$2,265,151.68	\$53,656.35	(\$317,937.16)	(\$45,872.21)	(\$1,108.97)	\$373,125.19	\$2,327,014.88	1.03%
US Total Stock Market Index	\$54,685,720.69	\$935,815.89	(\$4,026,881.23)	(\$79,150.44)	(\$29,488.57)	\$13,858,320.99	\$65,344,337.33	29.02%
International Stock Index	\$3,634,277.07	\$111,198.54	(\$266,259.70)	(\$8,117.57)	(\$1,811.85)	\$551,469.14	\$4,020,755.63	1.79%
Global Equity	\$1,438,957.73	\$31,388.79	(\$239,294.78)	(\$106,755.75)	(\$573.37)	\$229,163.82	\$1,352,886.44	0.60%
US Core Plus Bond	\$550,208.75	\$16,486.64	\$0.00	\$112,475.95	(\$242.28)	\$33,722.47	\$712,651.53	0.32%
LifePath Index 2065	\$178,439.37	\$11,923.73	\$0.00	\$139,734.13	(\$124.71)	\$57,460.01	\$387,432.53	0.17%
LifePath Index 2060	\$133,245.48	\$6,447.81	\$0.00	\$17,404.55	(\$64.95)	\$31,579.19	\$188,612.08	0.08%
LifePath Index 2055	\$121,718.56	\$34.30	\$0.00	\$17,404.52	(\$62.56)	\$28,402.10	\$167,496.92	0.07%
LifePath Index 2050	\$641,817.75	\$14,546.69	\$0.00	\$7,872.83	(\$285.31)	\$138,306.34	\$802,258.30	0.36%
LifePath Index 2045	\$3,221,445.77	\$140,039.56	\$0.00	\$9,878.81	(\$1,988.64)	\$662,731.21	\$4,032,106.71	1.79%
LifePath Index 2040	\$9,697,105.51	\$345,248.64	(\$18,518.54)	\$309,820.12	(\$5,397.02)	\$1,821,549.78	\$12,149,808.49	5.40%
LifePath Index 2035	\$15,443,737.58	\$470,666.91	(\$196,145.10)	(\$243,267.51)	(\$8,247.20)	\$2,525,644.94	\$17,992,389.62	7.99%
LifePath Index 2030	\$24,231,331.14	\$616,055.48	(\$1,311,286.42)	\$317,191.76	(\$12,904.48)	\$3,386,298.24	\$27,226,685.72	12.09%
LifePath Index 2025	\$26,388,964.36	\$611,855.94	(\$2,097,739.77)	(\$682,521.64)	(\$14,257.47)	\$3,050,188.03	\$27,256,489.45	12.10%
LifePath Index Retirement	\$38,013,406.05	\$573,835.77	(\$5,719,118.02)	(\$1,771,284.61)	(\$23,470.42)	\$3,742,862.33	\$34,816,231.10	15.46%
<b>Total Fund</b>	<b>\$210,078,716.38</b>	<b>\$4,609,435.61</b>	<b>(\$18,061,093.88)</b>	<b>(\$2,592,698.28)</b>	<b>(\$116,761.88)</b>	<b>\$31,263,626.69</b>	<b>\$225,181,224.64</b>	<b>100.00%</b>



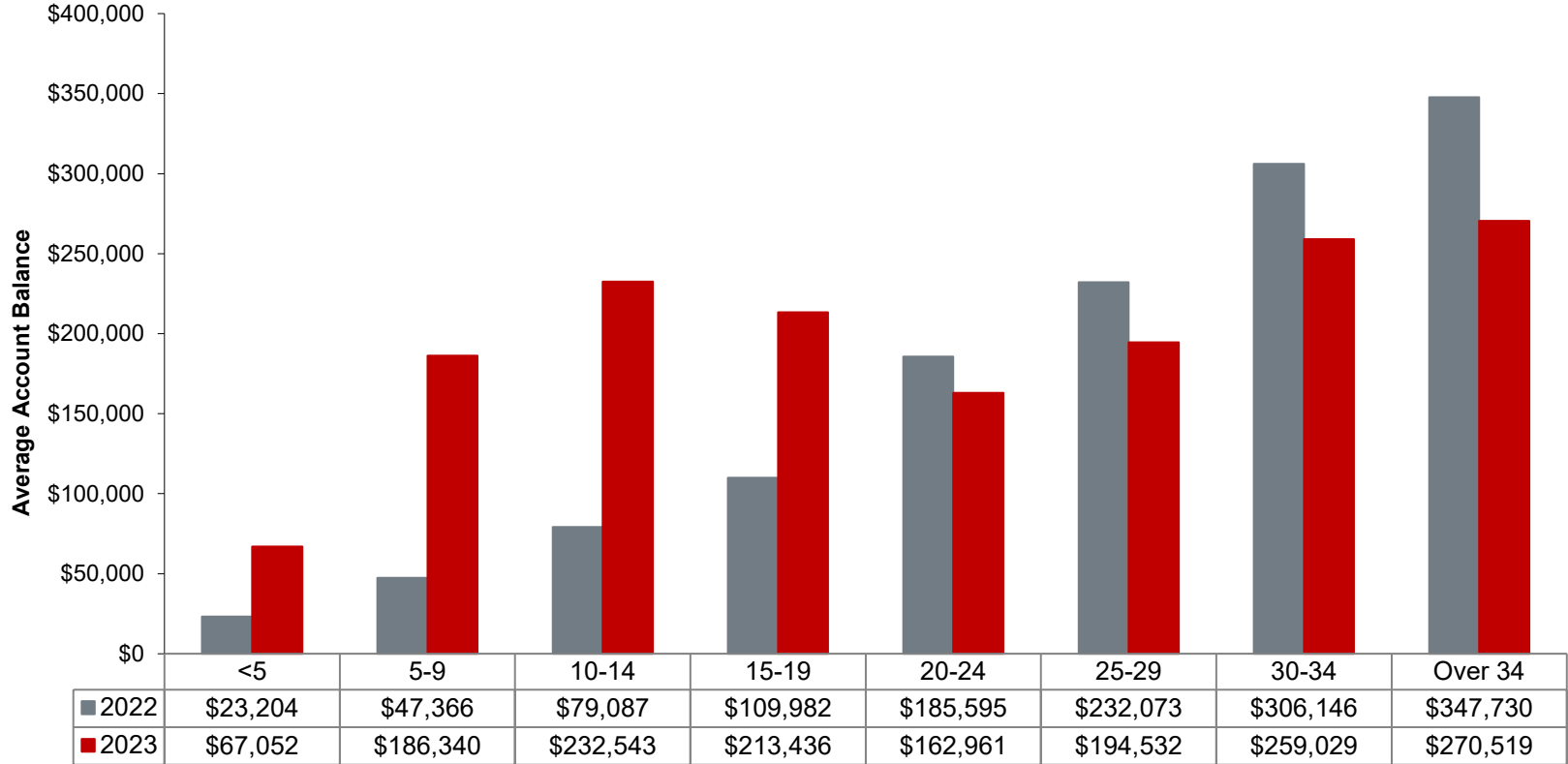
**NEBRASKA COUNTY EMPLOYEES RETIREMENT PLAN**  
**Contract 3135-01**  
**Defined Contribution**  
**Member Investment Account Balances - as of 12/31/2023**

<b>Fund Name</b>	<b># of Members With A Balance</b>	<b># of Members In One Fund</b>	<b>Market Value</b>	<b>Average Market Value</b>
Stable Value	656	49	\$24,590,752.81	\$37,485.90
US Bond Market Index	121	2	\$1,813,315.10	\$14,986.08
Investor Select	34	0	\$2,327,014.88	\$68,441.61
US Total Stock Market Index	662	13	\$65,344,337.33	\$98,707.46
International Stock Index	206	0	\$4,020,755.63	\$19,518.23
Global Equity	22	0	\$1,352,886.44	\$61,494.84
US Core Plus Bond	14	0	\$712,651.53	\$50,903.68
LifePath Index 2065	7	0	\$387,432.53	\$55,347.50
LifePath Index 2060	3	0	\$188,612.08	\$62,870.69
LifePath Index 2055	3	0	\$167,496.92	\$55,832.31
LifePath Index 2050	5	0	\$802,258.30	\$160,451.66
LifePath Index 2045	41	8	\$4,032,106.71	\$98,344.07
LifePath Index 2040	88	7	\$12,149,808.49	\$138,066.01
LifePath Index 2035	134	9	\$17,992,389.62	\$134,271.56
LifePath Index 2030	202	12	\$27,226,685.72	\$134,785.57
LifePath Index 2025	200	20	\$27,256,489.45	\$136,282.45
LifePath Index Retirement	333	41	\$34,816,231.10	\$104,553.25
<b>Total</b>			<b>\$225,181,224.64</b>	

**NEBRASKA COUNTY EMPLOYEES RETIREMENT PLAN**  
**Contract 3135-01**  
**Defined Contribution**  
**Account Balance by Age**



**NEBRASKA COUNTY EMPLOYEES RETIREMENT PLAN  
Contract 3135-01  
Defined Contribution  
Account Balance by Years of Service**



# NEBRASKA COUNTY EMPLOYEES RETIREMENT PLAN

Contract 3135-01

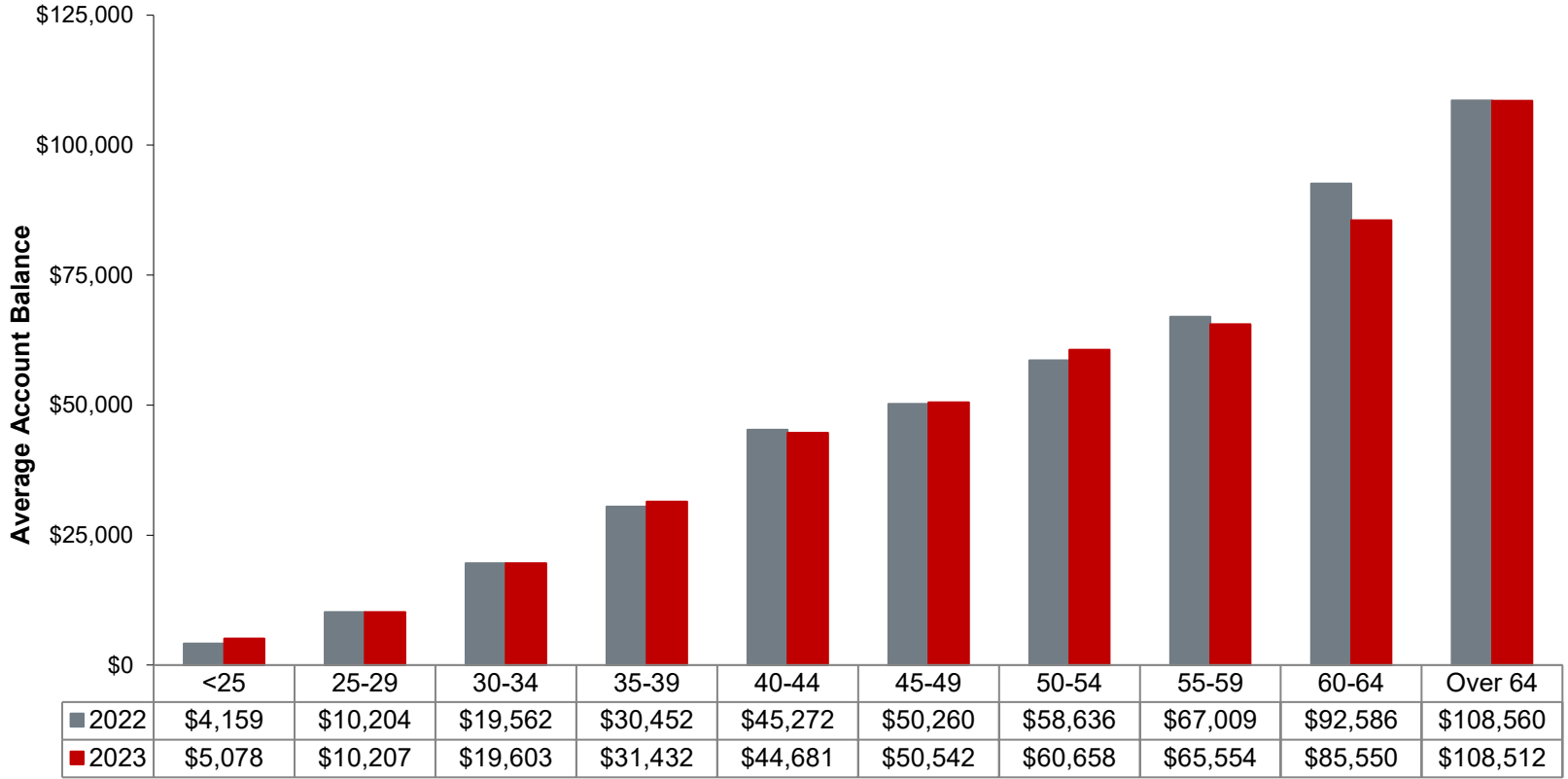
Cash Balance

Summary of Assets - 01/01/2023 to 12/31/2023

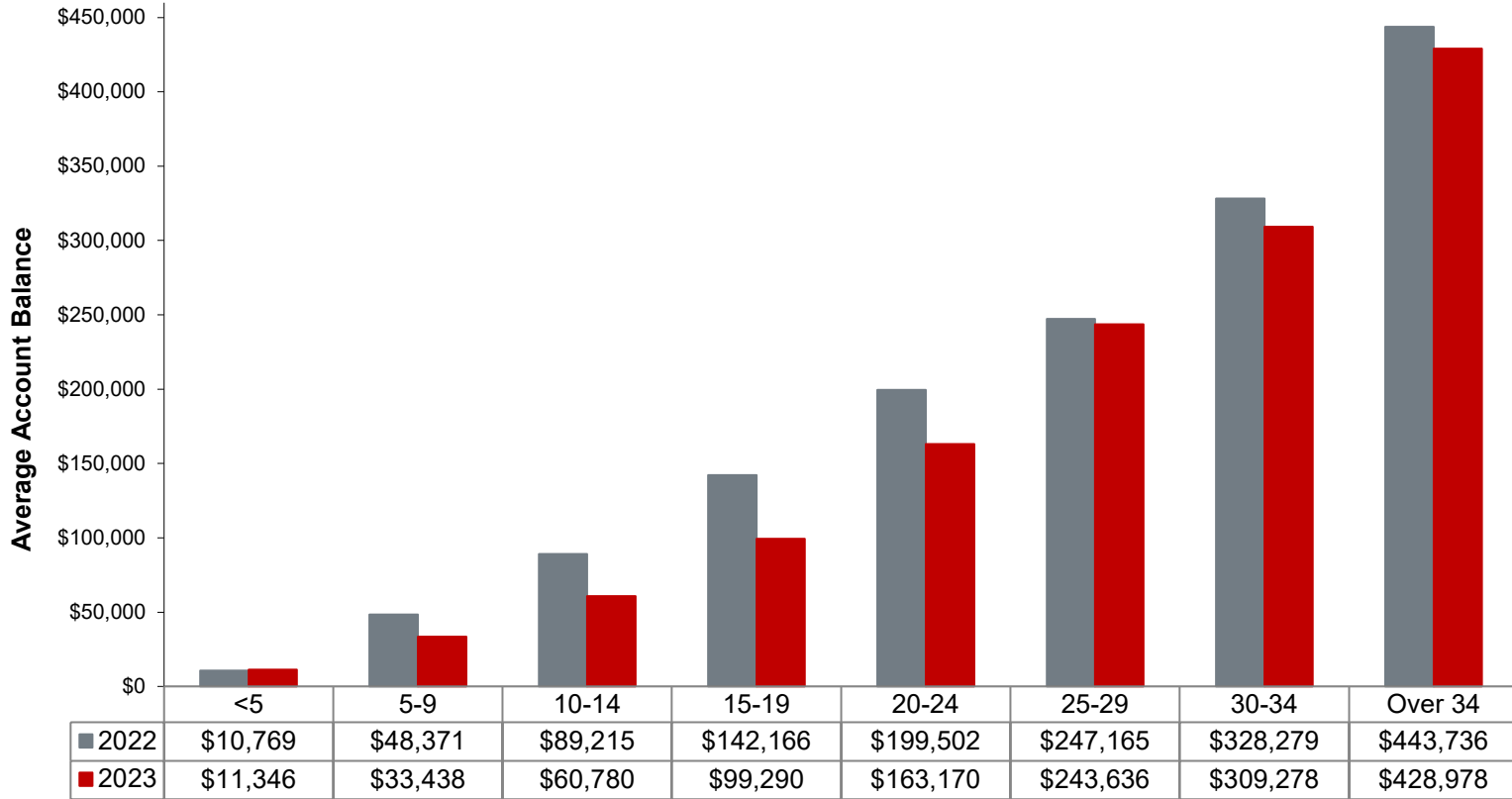
Fund Name	Balance 1/1/2023	Deposits	Withdrawals	Net Transfers	Expenses	Net Earnings	Balance 12/31/2023	% Total Balance
Cash Balance Fund	\$591,591,058.96	\$40,880,944.96	(\$60,615,569.03)	\$2,587,663.76	(\$1,091,344.07)	\$32,817,459.53	\$606,170,214.11	100.00%
Residual Accounts Fund	\$1,876.84	\$53,938.02	(\$60,388.02)	\$5,982.37	(\$313.70)	\$0.00	\$1,095.51	0.00%
<b>Total Fund</b>	<b>\$591,592,935.80</b>	<b>\$40,934,882.98</b>	<b>(\$60,675,957.05)</b>	<b>\$2,593,646.13</b>	<b>(\$1,091,657.77)</b>	<b>\$32,817,459.53</b>	<b>\$606,171,309.62</b>	<b>100.00%</b>

\*No Dividend paid this year.

**NEBRASKA COUNTY EMPLOYEES RETIREMENT PLAN**  
**Contract 3135-01**  
**Cash Balance**  
**Account Balance by Age**



**NEBRASKA COUNTY EMPLOYEES RETIREMENT PLAN**  
**Contract 3135-01**  
**Cash Balance**  
**Account Balance by Years of Service**



# STATE OF NEBRASKA DEFERRED COMPENSATION PLAN

## Contract 2000-01

### Summary of Assets - 01/01/2023 to 12/31/2023

Fund Name	Balance 1/1/2023	Deposits	Withdrawals	Net Transfers	Expenses	Net Earnings	Balance 12/31/2023	% Total Balance
Stable Value	\$38,816,663.42	\$3,769,514.22	(\$6,505,565.50)	\$370,270.69	(\$36,243.55)	\$1,044,059.66	\$37,458,698.94	14.51%
US Bond Index	\$5,343,585.43	\$352,680.41	(\$797,928.23)	\$569,488.21	(\$4,104.02)	\$301,937.58	\$5,765,659.38	2.23%
Investor Select	\$12,080,870.03	\$807,577.49	(\$994,467.51)	\$53,520.20	(\$6,103.21)	\$2,112,481.84	\$14,053,878.84	5.45%
US Total Stock Mkt Index	\$79,745,194.51	\$4,354,006.41	(\$9,090,608.87)	(\$989,037.39)	(\$53,064.89)	\$20,089,894.29	\$94,056,384.06	36.44%
International Stock Index	\$8,033,110.54	\$454,102.32	(\$1,064,002.19)	\$201,649.94	(\$6,157.86)	\$1,213,947.40	\$8,832,650.15	3.42%
Global Equity	\$2,962,441.54	\$306,586.53	(\$511,003.44)	(\$96,063.81)	(\$2,391.22)	\$538,334.85	\$3,197,904.45	1.24%
US Core Plus Bond	\$2,461,959.61	\$62,331.99	(\$399,125.51)	(\$254,197.52)	(\$980.52)	\$119,984.32	\$1,989,972.37	0.77%
LifePath Index 2065	\$410,544.77	\$174,613.48	(\$8,735.38)	\$277,426.66	(\$4,914.04)	\$126,402.16	\$975,337.65	0.38%
LifePath Index 2060	\$712,693.67	\$335,560.77	(\$11,795.38)	(\$92,824.16)	(\$7,809.99)	\$177,514.04	\$1,113,338.95	0.43%
LifePath Index 2055	\$1,050,448.24	\$463,508.00	(\$34,561.58)	\$62,023.57	(\$9,979.51)	\$269,589.73	\$1,801,028.45	0.70%
LifePath Index 2050	\$1,647,469.21	\$583,413.01	(\$68,545.50)	(\$46,285.51)	(\$11,816.85)	\$391,783.41	\$2,496,017.77	0.97%
LifePath Index 2045	\$2,069,947.44	\$628,063.39	(\$197,251.36)	(\$19,800.93)	(\$11,826.93)	\$460,825.95	\$2,929,957.56	1.14%
LifePath Index 2040	\$3,214,533.68	\$713,530.04	(\$75,651.22)	\$231,560.79	(\$12,149.70)	\$666,317.62	\$4,738,141.21	1.84%
LifePath Index 2035	\$5,210,687.33	\$962,564.88	(\$199,062.22)	(\$121,813.13)	(\$13,057.03)	\$901,581.89	\$6,740,901.72	2.61%
LifePath Index 2030	\$10,136,307.13	\$1,441,411.36	(\$612,265.24)	\$583,411.65	(\$16,302.43)	\$1,544,528.87	\$13,077,091.34	5.07%
LifePath Index 2025	\$14,993,171.27	\$1,575,155.74	(\$1,308,821.47)	(\$980,160.69)	(\$15,128.33)	\$1,740,350.97	\$16,004,567.49	6.20%
LifePath Index Retirement	\$42,892,376.11	\$3,013,746.87	(\$7,849,740.79)	\$250,831.43	(\$35,224.01)	\$4,581,287.70	\$42,853,277.31	16.60%
<b>Total</b>	<b>\$231,782,003.93</b>	<b>\$19,998,366.91</b>	<b>(\$29,729,131.39)</b>	<b>(\$0.00)</b>	<b>(\$247,254.09)</b>	<b>\$36,280,822.28</b>	<b>\$258,084,807.64</b>	<b>100.00%</b>

**STATE OF NEBRASKA DEFERRED COMPENSATION PLAN**  
**Contract 2000-01**  
**Participant Investment Account Balances - as of 12/31/2023**

Fund Name	# of Members With A Balance	# of Members In One Fund	Market Value	Average Market Value
Stable Value	1,739	368	\$37,458,698.94	\$21,540.37
US Bond Market Index	527	8	\$5,765,659.38	\$10,940.53
Investor Select	410	26	\$14,053,878.84	\$34,277.75
US Total Stock Market Index	1,974	226	\$94,056,384.06	\$47,647.61
International Stock Index	917	2	\$8,832,650.15	\$9,632.12
Global Equity	285	9	\$3,197,904.45	\$11,220.72
US Core Plus Bond	113	1	\$1,989,972.37	\$17,610.37
LifePath Index 2065	281	199	\$975,337.65	\$3,470.95
LifePath Index 2060	402	262	\$1,113,338.95	\$2,769.50
LifePath Index 2055	508	311	\$1,801,028.45	\$3,545.33
LifePath Index 2050	552	339	\$2,496,017.77	\$4,521.77
LifePath Index 2045	524	302	\$2,929,957.56	\$5,591.52
LifePath Index 2040	590	313	\$4,738,141.21	\$8,030.75
LifePath Index 2035	660	328	\$6,740,901.72	\$10,213.49
LifePath Index 2030	729	336	\$13,077,091.34	\$17,938.40
LifePath Index 2025	593	269	\$16,004,567.49	\$26,989.15
LifePath Index Retirement	867	332	\$42,853,277.31	\$49,427.08
<b>Total</b>			<b>\$258,084,807.64</b>	



**STATE OF NEBRASKA DEFERRED COMPENSATION PLAN**  
**Contract 2000-01**  
**Account Summary - Comparison of 2022 to 2023**

Account Summary	2022	2023
<b>Beginning Balance</b>	\$258,467,426.43	\$231,782,003.93
<b>Contributions</b>		
Employee	\$13,143,484.05	\$14,261,924.88
Transfers from MassMutual*	\$19,854,331.08	\$1,193,988.28
Rollovers from State/DROP Plan**	\$1,551,496.29	\$4,368,849.95
Rollovers from Other Plans***	\$662,717.32	\$173,603.80
<b>Total Contributions</b>	<b>\$35,212,028.74</b>	<b>\$19,998,366.91</b>
<b>Withdrawals</b>	(\$23,885,674.96)	(\$29,729,131.39)
<b>Expenses</b>	(\$307,626.95)	(\$247,254.09)
<b>Earnings</b>	<u>(\$37,704,149.33)</u>	<u>\$36,280,822.28</u>
<b>Ending Balance</b>	<b>\$231,782,003.93</b>	<b>\$258,084,807.64</b>
<b>Employee Source:</b>	\$191,020,020.38	\$213,123,715.67
<b>Rollover Source:</b>	\$40,761,983.55	\$44,961,091.97
<b>Members with an Account Balance</b>	5,659	6,276
<b>Average Account Balance</b>	\$40,958.12	\$41,122.50
<b>Average Age</b>	52.4	51.5

\*In 2023, 72 members transferred money from MassMutual/Empower to the State Deferred Compensation Plan.

\*\*In 2023, 21 members elected to rollover part or all their State/DROP account balance to the State Deferred Compensation Plan.

\*\*\*In 2023, 15 members elected to rollover money from other qualified accounts to the State Deferred Compensation Plan.

**STATE OF NEBRASKA DEFERRED COMPENSATION PLAN**  
**Contract 2000-01**  
**Withdrawal Reason Summary - Comparison of 2022 to 2023**

Withdrawal Reason	2022 Withdrawals		2023 Withdrawals	
	Amount	Number*	Amount	Number*
Termination	(\$2,089,419.50)	213	(\$2,285,156.27)	249
Retirement	(\$21,183,388.78)	1,513	(\$25,756,814.78)	1,691
Disability	\$0.00	0	\$0.00	0
Death	(\$612,866.68)	31	(\$1,687,160.34)	79
QDRO	\$0.00	0	\$0.00	0
<b>Total</b>	<b>(\$23,885,674.96)</b>	<b>1,757</b>	<b>(\$29,729,131.39)</b>	<b>2,019</b>

\*Number includes all withdrawals. For example, Members receiving monthly distributions would be counted as 12 withdrawals.

## STATE OF NEBRASKA DEFERRED COMPENSATION PLAN

Contract 2000-01

### Withdrawal Type Summary - Comparison of 2022 to 2023

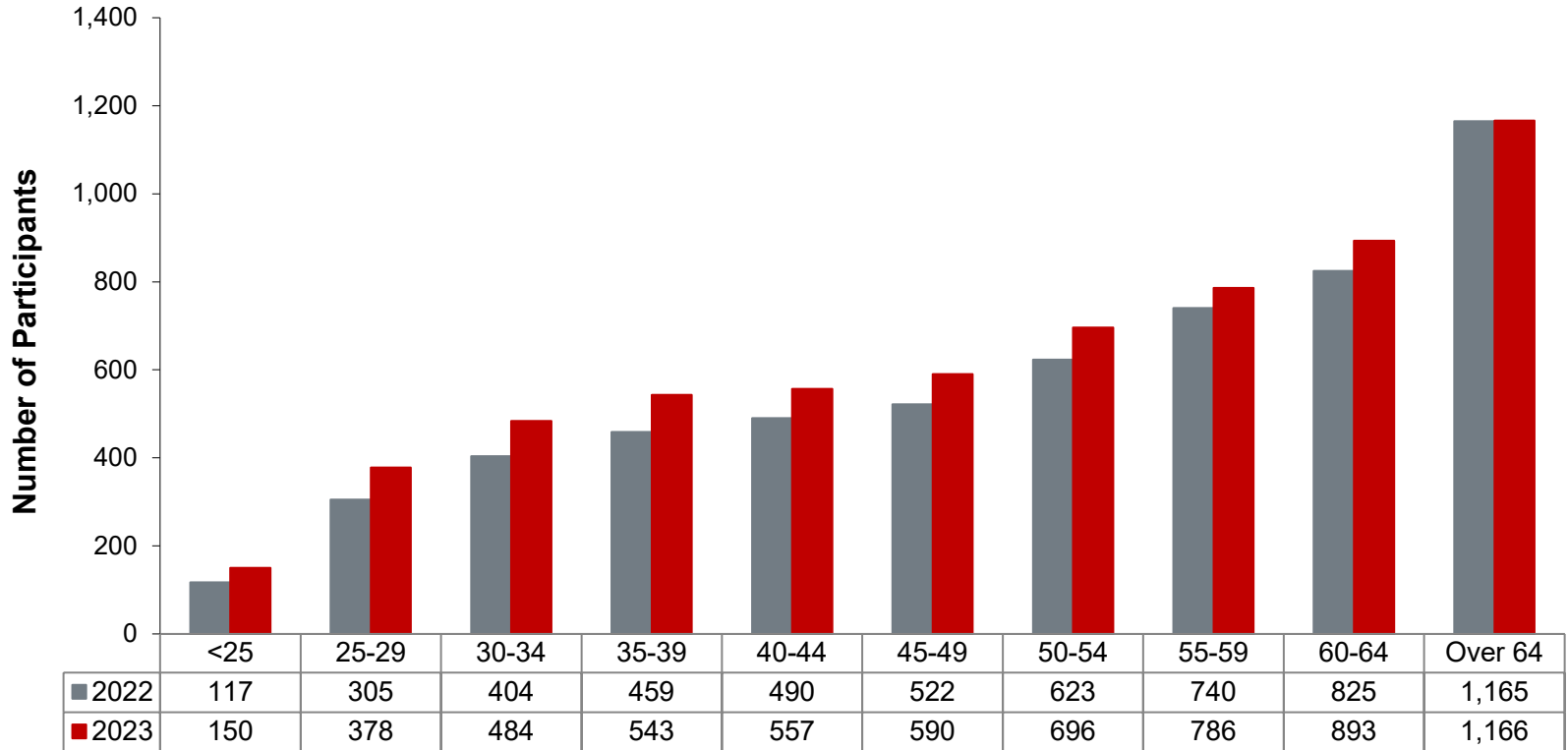
Withdrawal Type	2022			2023		
	Amount	Percent	Members	Amount	Percent	Members
Rollover	(\$17,812,768.63)	74.58%	222	(\$23,101,271.01)	77.71%	255
Lump Sum*	(\$6,072,906.33)	25.42%	456	(\$6,627,860.38)	22.29%	508
Annuity	\$0.00	0.00%	0	\$0.00	0.00%	0
<b>Total</b>	<b>(\$23,885,674.96)</b>	<b>100.00%</b>	<b>678</b>	<b>(\$29,729,131.39)</b>	<b>100.00%</b>	<b>763</b>

\*Includes SWO payments

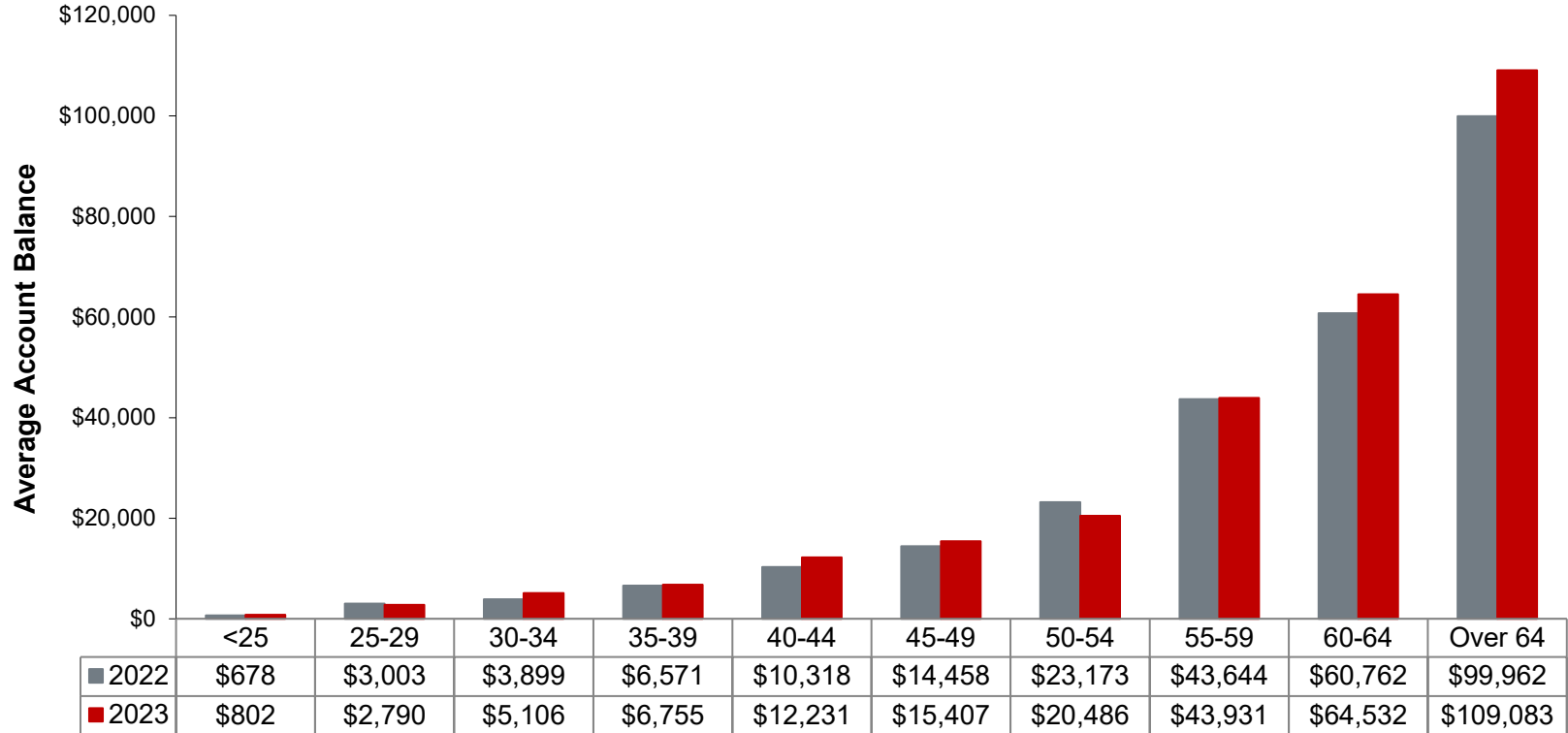
**STATE OF NEBRASKA DEFERRED COMPENSATION PLAN**  
**Contract 2000-01**  
**Member Information - Comparison of 2022 to 2023**

Members	Number
<b>New Members</b>	
2022	1,005
2023	1,095
Increase/(Decrease)	90
<b>Active Members</b>	
2022	4,075
2023	4,627
Increase/(Decrease)	552
<b>Deferred Members</b>	
2022	1,584
2023	1,649
Increase/(Decrease)	65
<b>Total Members</b>	
2022	5,659
2023	6,276
Increase/(Decrease)	617

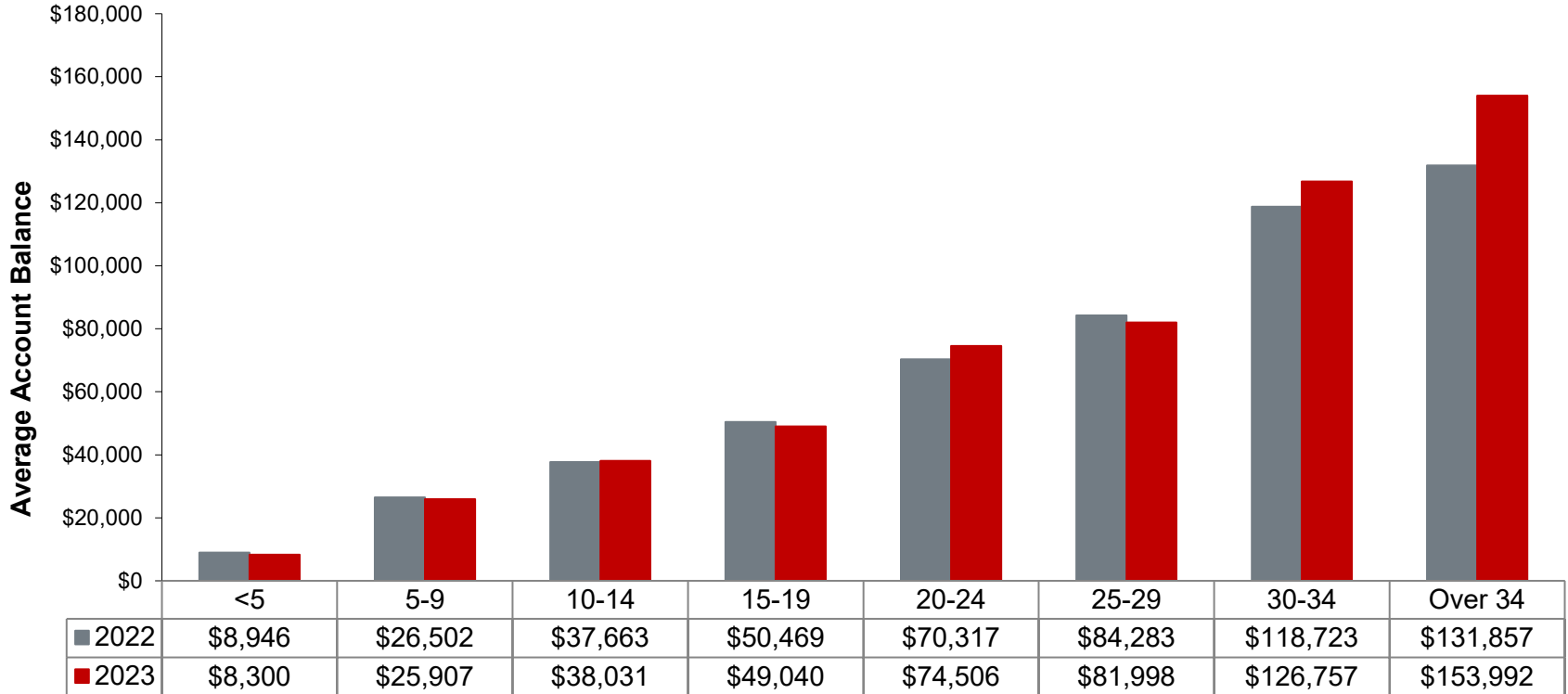
**STATE OF NEBRASKA DEFERRED COMPENSATION PLAN**  
**Contract 2000-01**  
**Number of Participants by Age**



**STATE OF NEBRASKA DEFERRED COMPENSATION PLAN**  
**Contract 2000-01**  
**Account Balance by Age**



**STATE OF NEBRASKA DEFERRED COMPENSATION PLAN**  
**Contract 2000-01**  
**Account Balance by Years of Service**



**STATE PATROL DROP OPTION**  
**Contract 2001-01**  
**Summary of Assets - 01/01/2023 to 12/31/2023**

<b>Fund Name</b>	<b>Balance 1/1/2023</b>	<b>Deposits</b>	<b>Withdrawals</b>	<b>Net Transfers</b>	<b>Expenses</b>	<b>Net Earnings</b>	<b>Balance 12/31/2023</b>	<b>% Total Balance</b>
Stable Value	\$749,260.96	\$289,826.02	(\$273,727.54)	(\$184,064.05)	(\$2,942.68)	\$20,881.74	\$599,234.45	10.36%
US Bond Index	\$182,202.52	\$63,262.93	(\$52,002.69)	\$0.00	(\$649.51)	\$11,927.29	\$204,740.54	3.54%
Investor Select	\$276,234.99	\$125,432.59	(\$238,444.72)	\$104,525.43	(\$958.08)	\$28,546.68	\$295,336.89	5.11%
US Total Stock Market Index	\$1,468,402.03	\$625,873.22	(\$448,628.55)	\$85,774.95	(\$6,508.67)	\$429,493.49	\$2,154,406.47	37.26%
International Stock Index	\$193,554.08	\$120,510.77	\$0.00	\$77,712.83	(\$1,019.92)	\$41,483.43	\$432,241.19	7.47%
Global Equity	\$177,058.39	\$128,462.95	\$0.00	\$0.00	(\$947.14)	\$45,600.43	\$350,174.63	6.06%
US Core Plus Bond	\$58,713.37	\$58,170.89	\$0.00	\$194,683.74	(\$505.47)	\$7,873.97	\$318,936.50	5.52%
LifePath Index 2065	\$0.00	\$0.00	\$0.00	\$0.00	\$0.00	\$0.00	\$0.00	0.00%
LifePath Index 2060	\$0.00	\$0.00	\$0.00	\$0.00	\$0.00	\$0.00	\$0.00	0.00%
LifePath Index 2055	\$0.00	\$0.00	\$0.00	\$0.00	\$0.00	\$0.00	\$0.00	0.00%
LifePath Index 2050	\$0.00	\$0.00	\$0.00	\$0.00	\$0.00	\$0.00	\$0.00	0.00%
LifePath Index 2045	\$0.00	\$22,019.03	\$0.00	\$0.00	(\$45.06)	\$2,271.37	\$24,245.34	0.42%
LifePath Index 2040	\$0.00	\$0.00	\$0.00	\$0.00	\$0.00	\$0.00	\$0.00	0.00%
LifePath Index 2035	\$820,501.98	\$481,982.62	(\$145,172.97)	(\$278,632.90)	(\$3,619.36)	\$141,480.09	\$1,016,539.46	17.58%
LifePath Index 2030	\$486,169.52	\$75,717.40	(\$402,317.94)	\$0.00	(\$724.07)	\$39,684.57	\$198,529.48	3.43%
LifePath Index 2025	\$114,164.11	\$57,189.33	\$0.00	\$0.00	(\$538.68)	\$17,555.96	\$188,370.72	3.26%
LifePath Index Retirement	\$0.00	\$0.00	\$0.00	\$0.00	\$0.00	\$0.00	\$0.00	0.00%
<b>Total Fund</b>	<b>\$4,526,261.95</b>	<b>\$2,048,447.75</b>	<b>(\$1,560,294.41)</b>	<b>\$0.00</b>	<b>(\$18,458.64)</b>	<b>\$786,799.02</b>	<b>\$5,782,755.67</b>	<b>100.00%</b>



**NEBRASKA STATE PATROL DROP OPTION**  
**Contract 2001-01**  
**Participant Investment Account Balances - as of 12/31/2023**

<b>Fund Name</b>	<b># of Members With A Balance</b>	<b># of Members In One Fund</b>	<b>Market Value</b>	<b>Average Market Value</b>
Stable Value	8	2	\$599,234.45	\$74,904.31
US Bond Market Index	6	0	\$204,740.54	\$34,123.42
Investor Select	10	0	\$295,336.89	\$29,533.69
US Total Stock Market Index	21	1	\$2,154,406.47	\$102,590.78
International Stock Index	16	0	\$432,241.19	\$27,015.07
Global Equity	7	0	\$350,174.63	\$50,024.95
US Core Plus Bond	6	0	\$318,936.50	\$53,156.08
LifePath Index 2065	0	0	\$0.00	\$0.00
LifePath Index 2060	0	0	\$0.00	\$0.00
LifePath Index 2055	0	0	\$0.00	\$0.00
LifePath Index 2050	0	0	\$0.00	\$0.00
LifePath Index 2045	1	0	\$24,245.34	\$0.00
LifePath Index 2040	0	0	\$0.00	\$0.00
LifePath Index 2035	7	3	\$1,016,539.46	\$145,219.92
LifePath Index 2030	4	1	\$198,529.48	\$49,632.37
LifePath Index 2025	1	0	\$188,370.72	\$188,370.72
LifePath Index Retirement	0	0	\$0.00	\$0.00
<b>Total</b>			<b>\$5,782,755.67</b>	

# NEBRASKA STATE PATROL DROP OPTION

Contract 2001-01

## Account Summary - Comparison of 2022 to 2023

Account Summary	2022	2023
<b>Beginning Balance</b>	\$5,250,197.25	\$4,526,261.95
<b>Deposits</b>	\$2,419,229.53	\$2,048,447.75
<b>Withdrawals</b>	(\$2,289,654.53)	(\$1,560,294.41)
<b>Expenses</b>	(\$18,905.80)	(\$18,458.64)
<b>Earnings</b>	<u>(\$834,604.50)</u>	<u>\$786,799.02</u>
<b>Ending Balance</b>	<b>\$4,526,261.95</b>	<b>\$5,782,755.67</b>
<b>Members with an Account Balance</b>	27	30
<b>Average Account Balance</b>	\$167,639.33	\$192,758.52

## NEBRASKA STATE PATROL DROP OPTION

Contract 2001-01

### Withdrawal Reason Summary - Comparison of 2022 to 2023

Withdrawal Reason	2022 Withdrawals		2023 Withdrawals	
	Amount	Number*	Amount	Number*
Termination	(\$1,212,693.10)	10	(\$589,918.25)	4
Retirement	(\$1,076,961.43)	7	(\$970,376.16)	3
Death	\$0.00	0	\$0.00	0
<b>Total</b>	<b>(\$2,289,654.53)</b>	<b>17</b>	<b>(\$1,560,294.41)</b>	<b>7</b>

Withdrawal Type	2022 Withdrawals		2023 Withdrawals	
	Amount	Members	Amount	Members
100% Rollover	(\$2,078,525.36)	14	(\$1,543,259.76)	6
100% Lump Sum	(\$211,129.17)	3	(\$17,034.65)	1
<b>Total</b>	<b>(\$2,289,654.53)</b>	<b>17</b>	<b>(\$1,560,294.41)</b>	<b>7</b>

\*Number includes all withdrawals.

**STATE OF NEBRASKA RETIREMENT PLANS**  
**State and County Employees Retirement Plans**

**Ameritas Annuity Statistics**

	<u>12/31/2022</u>	<u>12/31/2023</u>
<b>Average Monthly Annuity Amount</b>	\$290.29	\$278.25
<b>Annualized Payments</b>	\$282,200	\$207,000
<b>Largest Monthly Annuity Amount</b>	\$1,255.78	\$1,255.78
<b>Smallest Monthly Annuity Amount</b>	\$20.66	\$38.10
<b>Annuity Payment Range</b>	<b>Number of Annuitants</b>	<b>Number of Annuitants</b>
Under \$50	8	6
\$50 - \$100	6	4
\$101 - \$150	14	12
\$151 - \$200	11	10
\$201 - \$250	8	6
\$251 - \$500	19	14
\$501 - \$750	9	6
\$751 - \$1,000	5	3
Over \$1,000	1	1
<b>Total</b>	<b>81</b>	<b>62</b>

**STATE OF NEBRASKA EMPLOYEES RETIREMENT PLAN**

**Contract 1998-00**

**Equal Retirement Benefit Fund**

**Summary of Assets - 01/01/2023 to 12/31/2023**

<b>Beginning Balance</b>	\$357,812.12
<b>Deposits</b>	\$0.00
<b>Withdrawals</b>	(\$12,102.47)
<b>Earnings</b>	<u>\$59,863.40</u>
<b>Ending Balance</b>	<b>\$405,573.05</b>

# NEBRASKA COUNTY EMPLOYEES RETIREMENT PLAN

Contract 1999-00

Equal Retirement Benefit Fund

## Summary of Assets - 01/01/2023 to 12/31/2023

<b>Beginning Balance</b>	\$409,723.25
<b>Deposits</b>	\$0.00
<b>Withdrawals</b>	(\$2,070.33)
<b>Earnings</b>	\$70,037.34
<b>Ending Balance</b>	<b>\$477,690.26</b>

## Ameritas Retirement Plans Accomplishments and Plan

### 2023 Accomplishments and Notes

- Met with NPERS staff monthly to review and discuss existing projects and discuss future service needs and priorities.
- Provided information to the actuary for their annual reporting and assisted with the State and County annual audit.
- Develop customized Welcome Letter hoping for more website registration.
- Received second installment of Mass Mutual/Empower DCP transition September 2023.
- Started conversations with NPERS to allow Member online refunds.

### 2024 Plan

- Continue to meet monthly with NPERS staff to review projects and priorities.
- Assist in implementing changes as required by new legislation.
- Brainstorm ways to find more efficiencies
- Complete custodial change from State Street to Northern Trust
- Continue with online refund project

