

# Retiree UPDATE

PROVIDING INFORMATION TO RETIREES OF NEBRASKA'S STATE AND COUNTY RETIREMENT PLANS

## You Can Change Your Tax Withholding Online

There are two separate and distinct options for online account access, **NPERS** and **Ameritas**. Retirees who have created an **NPERS** online account can change taxes withheld on their annuity payments.

To begin, you will need an NPERS "Retiree" account. If you have not created an account, visit our website at [npers.ne.gov](http://npers.ne.gov) and click on the "Create Your Account" button found at the top left of our home page.

When logging in, be sure to use the **NPERS** online access button on our home page and log into your *retiree* account. The "Member Account Home Page" will have a link on the lower right to "View/Update Taxes." (Fig. 1)

### 2017 ANNUITY PAYMENT SCHEDULE

- JANUARY 13
- FEBRUARY 15
- MARCH 15
- APRIL 14
- MAY 15
- JUNE 15
- JULY 14
- AUGUST 15
- SEPTEMBER 15
- OCTOBER 13
- NOVEMBER 15
- DECEMBER 15

#### NOTE

If you use Direct Deposit and change banks or bank accounts after the 7th of any month, your payment may be delayed.

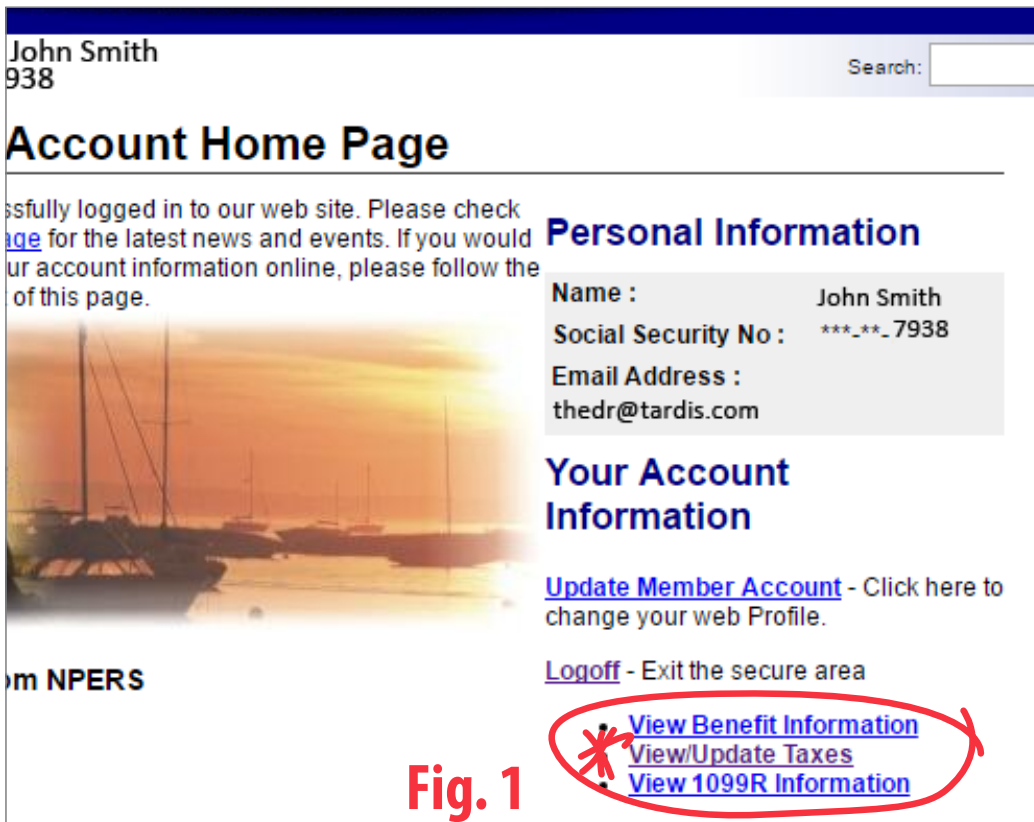




Fig. 1



# Watch Your Mail for Form 1099-R

## NPERS will mail your IRS Form 1099-R tax statement by the end of January 2017.

Please remember to keep your mailing address updated with NPERS in order to receive your 1099-R in a timely fashion and ensure uninterrupted benefit payments. Individuals who need to update their address may use the address change form.

The information on Form 1099-R should be used to file your 2016 federal and state tax returns. Your 1099-R will show the gross benefits you received from NPERS in 2016. This form will also indicate the federal income tax which was withheld from your benefit payments and, for most people, the taxable portion of your benefit. A copy of the 1099-R is also available to retirees who have created an NPERS online account.

Please direct questions about individual tax liability to your accountant, tax professional, the Internal Revenue Service, or your state Department of Revenue.

## Understanding Your 1099-R

		<input type="checkbox"/> CORRECTED (if checked)		OMB No. 1545-0119	
<b>BOX 1</b> Box 1 shows everything NPERS paid to you in 2016.	PAYER'S name, street address, city or town, state or province, country, and ZIP or foreign postal code		1 Gross distribution	2016	
			\$ 1	Form 1099-R	
<b>BOX 2a</b> This is the amount that is taxable to you.			2a Taxable amount		
			\$ 2a		
<b>BOX 4</b> This is the amount that was withheld for federal taxes.	PAYER'S federal identification number	RECIPIENT'S identification number	2b Taxable amount not determined <input type="checkbox"/>	Total distribution <input type="checkbox"/>	
	RECIPIENT'S name		3 Capital gain (included in box 2a)	4 Federal income tax withheld	
<b>BOX 5</b> This is the amount that is not taxable.	Street address (including apt. no.)		\$	\$ 4	
	City or town, state or province, country, and ZIP or foreign postal code		5 Employee contributions /Designated Roth contributions or insurance premiums	6 Net unrealized appreciation in employer's securities	
<b>BOX 12</b> This is the amount that was withheld for state taxes.	10 Amount allocable to IRR within 5 years	11 1st year of desig. Roth contrib.	\$	7 Distribution code(s) IRA/SEP/SIMPLE <input type="checkbox"/>	
	Account number (see instructions)	FATCA filing requirement	9a Your percentage of total distribution %	8 Other %	
		12 State tax withheld	9b Total employee contributions \$	13 State/Payer's state no.	
		\$ 12			14 State distribution \$
		15 Local tax withheld	16 Name of locality		17 Local distribution \$
		\$			\$

**Distributions From Pensions, Annuities, Retirement or Profit-Sharing Plans, IRAs, Insurance Contracts, etc.**

**Copy B Report this income on your federal tax return. If this form shows federal income tax withheld in box 4, attach this copy to your return.**

This information is being furnished to the Internal Revenue Service.

**NOTE:**

**Box 1**

-

**Box 2a**

=

**Box 5**

Click on “View/Update Taxes” to see the Instructions page. After reviewing the instructions, click on the “Next” link at the lower right of the instructions page to go to the “Your Tax Withholding Preference” page where you can see your current withholdings.

Click on the blue “Change Tax Withholding” to adjust withholdings. (Fig. 2)

The “Change Tax Withholding” page will allow you to change your preferences. After you have entered your changes, click on the “Calculate” button to review the withholding amounts based on the criteria you entered. (Fig. 3)

Welcome Back, John Smith  
SSN : \*\*\* - \*\* -7938

### Your Tax Withholding Preference

Effective Date:	04/01/2005
Marital Status:	Single
Number Of Exemptions:	0
Base Benefit Amount:	\$1,194.99
Taxable Amount:	\$1,182.35
Non-Taxable Amount:	\$12.64
Federal Tax Withheld:	Yes
Additional Federal Tax Withheld:	\$0.00
Nebraska Resident:	Yes
Total Federal Tax Withheld Amount:	\$110.55
State Tax Withheld:	Yes
Addtl/Flat State Tax Amount:	\$0.00
Total State Tax Withheld Amount:	\$28.20
Net Benefit Amount:	\$1,056.24

Click here to change your withholdings → **Change Tax Withholding**

**Fig. 2**

Welcome Back, John Smith  
SSN : \*\*\* - \*\* -7938

### Change Tax Withholding

#### Tax Withholding Change Form

[Form Help](#)

Nebraska Resident *	Yes ▼
Marital Status *	Married ▼
No. of Exemptions *	3
Federal Tax Withheld	Yes ▼
Additional Federal Tax Withheld	\$ 0.00
State Tax Withheld	Yes ▼
Addtl/Flat State Tax Amount	\$ 0.00
Effective Date	11/01/2016

Click here to calculate your tax withholdings → **Calculate**

**Fig. 3**

If you are satisfied with your changes, you can click on the “Save Withholding” button, or if you wish to make another adjustment you can click on the “Calculate a New Estimate” button. Be aware you must click on “Save Withholding” for your changes to take effect, and you can only adjust withholding one time per month.

## Annuity Tax Withholding Reminder

Each year NPERS is required to notify retirees of your right to change, start, or stop federal tax withholding on your monthly annuity. You can do so at any time via the NPERS online account access or by filing a new Withholding Certificate for Annuity Payments. This form may be obtained from the “Forms” section of the

NPERS website at [npers.ne.gov](http://npers.ne.gov) or by calling our office.

You are not required to have federal income tax withheld from your monthly annuity, however, the Internal Revenue Service (IRS) may assess interest or penalty charges if your estimated tax payments or withholding amounts


fall short of your tax liability (certain restrictions apply if you have the 5-Year Designated Period Annuity).

If you are a Nebraska resident and you choose to have federal income tax withheld from your benefits, NPERS is required to withhold Nebraska taxes using

the allowances and marital status you claimed for federal withholding. You may elect additional amounts of withholding for both your federal and/or state withholding; these amounts are not required to match. If you choose not to have federal tax withheld from your retirement benefit payment, you are not required to have Nebraska state income tax withheld. If you are not a Nebraska resident, NPERS is not required to withhold Nebraska taxes from your benefit payment.

No action is necessary if your present tax authorization for your monthly retirement benefit still fits your needs. Questions regarding how much to withhold should be directed to a tax professional.

**Stay In Touch**  
*with* **NPERS ONLINE!**



- Read Our Newsletters
- Follow Retirement Board News
- Access Your Account
- Download Forms
- Track Legislation That Affects Your Retirement

**npers.ne.gov**

 **To update your address or to request a form, fill out the request below and return it to NPERS at P.O. Box 94816, Lincoln, NE 68509.**

# Retiree UPDATE

JANUARY 2017

*Nebraska Public Employees Retirement Systems*

PROVIDING INFORMATION TO RETIREES  
OF NEBRASKA'S STATE AND COUNTY  
RETIREMENT PLANS

PH: 402-471-2053 TOLL FREE: 800-245-5712

FAX: 402-471-9493

**npers.ne.gov**

**NPERS**  
Nebraska Public Employees  
Retirement Systems  
P.O. Box 94816  
Lincoln, NE 68509  
85-28-51

PRSRT STD  
U.S. POSTAGE  
PAID  
LINCOLN NE  
PERMIT 212

## ADDRESS CHANGE/REQUEST FORM

Please use this form to notify NPERS when you change your mailing address **OR** to request an NPERS form.

**Social Security #**  -  -

**Retirement Number**  
(If known)

Name

Address

City  State  Zip

Signature (A SIGNATURE IS REQUIRED FOR AN ADDRESS CHANGE.)

**Check here if this is a change of address.**

If you need additional information or a form, please check the appropriate box(es) below:

- Withholding Certificate for Pension or Annuity Payments Form
- Direct Deposit Agreement Form
- Beneficiary Designation Form
- Other