


RETIREE UPDATE

FOR NEBRASKA STATE AND COUNTY RETIREES

JANUARY 2021

WATCH YOUR MAIL FOR FORM 1099-R

NPERS will mail your IRS Form 1099-R tax statement by the end of January 2021. Please remember to keep your mailing address updated with NPERS in order to receive your 1099-R in a timely fashion and ensure uninterrupted benefit payments. Individuals who need to update their address may use the address change form on the back of this newsletter.



The information on Form 1099-R should be used to file your 2020 federal and state tax returns. Your 1099-R will show the gross benefits you received from NPERS in 2020. This form will also indicate the federal and, if applicable, Nebraska income taxes withheld from your benefit payments and, for most people, the taxable portion of your benefit. A copy of the 1099-R is also available to retirees who have created an NPERS online account.

Please direct questions about individual tax liability to your accountant, tax professional, the Internal Revenue Service, or your state Department of Revenue.

2021

BENEFIT PAYMENT SCHEDULE

JANUARY 15

FEBRUARY 12

MARCH 15

APRIL 15

MAY 14

JUNE 15

JULY 15

AUGUST 13

SEPTEMBER 15

OCTOBER 15

NOVEMBER 15

DECEMBER 15

UNDERSTANDING YOUR 1099-R

BOX 1 Box 1 shows everything NPERS paid to you in 2020.	PAYER'S name, street address, city or town, state or province, country, ZIP or foreign postal code, and phone no.		1 Gross distribution	OMB No. 1545-0119	Distributions From Pensions, Annuities, Retirement or Profit-Sharing Plans, IRAs, Insurance Contracts, etc.
			2a Taxable amount	2020	
BOX 2a This is the amount that is taxable to you.			2b Taxable amount not determined <input type="checkbox"/>	Total distribution <input type="checkbox"/>	Copy 1 For State, City, or Local Tax Department
	PAYER'S TIN	RECIPIENT'S TIN	3 Capital gain (included in box 2a)	4 Federal income tax withheld	
BOX 4 This is the amount that was withheld for federal taxes.	RECIPIENT'S name		5 Employee contributions/ Designated Roth contributions or insurance premiums	6 Net unrealized appreciation in employer's securities	
	Street address (including apt. no.)		7 Distribution code(s) <input type="checkbox"/> IRA/SEP/SIMPLE	8 Other	
BOX 5 This is the amount that is not taxable.	City or town, state or province, country, and ZIP or foreign postal code		9a Your percentage of total distribution	9b Total employee contributions	
	10 Amount allocable to IRR within 5 years	11 1st year of desig. Roth contrib.	12 FATCA filing requirement <input type="checkbox"/>	14 State tax withheld	15 State/Payer's state no.
BOX 14 This is the amount that was withheld for state taxes.	Account number (see instructions)		13 Date of payment	17 Local tax withheld	16 State distribution
				18 Name of locality	19 Local distribution

Form 1099-R www.irs.gov/Form1099R Department of the Treasury - Internal Revenue Service

NOTE: **BOX 1** - **BOX 2A** = **BOX 5**


ANNUITY TAX WITHHOLDING REMINDER

Each year NPERS is required to notify retirees of your right to change, start, or stop federal tax withholding if you have purchased a monthly annuity. If you wish to adjust your withholding, you may submit these changes via the NPERS online account access or by filing a new Withholding Certificate for Annuity Payments form. This form may be obtained from the “Forms” section of the NPERS website at npers.ne.gov or by calling our office.

You are not required to have federal income tax withheld from your monthly annuity; however, the Internal Revenue Service (IRS) may assess interest or penalty charges if your estimated tax payments or withholding amounts fall short of your tax liability.

If you are a Nebraska resident and you choose to have federal income tax withheld from your benefits, NPERS is required to withhold Nebraska taxes using the allowances and marital status you claimed for federal withholding. You may elect additional amounts of withholding for both your federal and/or state withholding; these amounts are not required to match. If you choose not to have federal tax withheld from your retirement benefit payment, you are not required to have Nebraska state income tax withheld. If you are not a Nebraska resident, NPERS is not required to withhold Nebraska taxes from your benefit payment.

No action is necessary if your present tax authorization for your monthly retirement benefit still fits your needs. Questions regarding how much to withhold should be directed to a tax professional.



REQUIRED MINIMUM DISTRIBUTION AGE CHANGE

Effective January 1, 2020 the federal tax code increased the RMD age from 70 ½ to 72. This change **ONLY** applies to individuals who turn 70 ½ on or after January 1, 2020. Therefore, if you were born before July 1, 1949 your RMD age remains 70 ½. If you were born on or after July 1, 1949 your RMD age is 72.

CHANGE YOUR TAX WITHHOLDING ONLINE



There are two separate and distinct options for online account access, NPERS and Ameritas. Retirees who have created an NPERS account can change the taxes withheld on their pension/annuity payments.

1

To begin, you will need an **NPERS** “Retiree” account. If you have not created an account, visit our website at NPERS.ne.gov and click on the “Create Your Account” button found at the top left of our home page.

NPERS

Choose Account

Logoff

About Us

Retirement Board

Investment Council

Organization Structure

Legislation

Plan Info

School

State

County


Patrol

Judges

Deferred Compensation

Member Account Home Page

You have successfully logged in to our web site. Please check out our [Home Page](#) for the latest news and events. If you would like to access your account information online, please follow the links on the right of this page.



Messages from NPERS

Personal Information

Name : Artie Fischel

Social Security No : ****-**-1234

Email Address : npers.neuat@nebraska.gov

Your Account Information

[Update Member Account](#) - Click here to change your web Profile.

[Logoff](#) - Exit the secure area

- [View Benefit Information](#)
- [View/Update Taxes](#)
- [View 1099R Information](#)

2

When logging in, be sure to use the NPERS online access button on our home page and log into your retiree account. The “Member Account Home Page” will have a link on the lower right to “View/Update Taxes.”

3

Click on “View/Update Taxes” to see the Instructions page. After reviewing the instructions, click on the “Next” link at the lower right of the instructions page to go to the “Your Tax Withholding Preference” page where you can see your current withholdings.

4

Click on the blue “Change Tax Withholding” to adjust withholdings.

Nebraska Resident: Yes
Total Federal Tax Withheld Amount: \$95.62
State Tax Withheld: Yes
Addnl/Flat State Tax Amount: \$0.00
Total State Tax Withheld Amount: \$30.21
Net Benefit Amount: \$1,135.30

Click here to change your withholdings →

Change Tax Withholding

5

The “Change Tax Withholding” page will allow you to change your preferences. After you have entered your changes, click on the “Calculate” button to review the withholding amounts based on the criteria you entered.

Federal Tax Withheld Yes ▼
Additional Federal Tax Withheld \$
State Tax Withheld Yes ▼
Addnl/Flat State Tax Amount \$
Effective Date

Click here to calculate your tax withholdings →

Calculate

6

If you are satisfied with your changes, you can click on the “Save Withholding” button, or if you wish to make another adjustment you can click on the “Calculate a New Estimate” button. Be aware you must click on “Save Withholding” for your changes to take effect, and you can only adjust withholding one time per month.

STAY IN TOUCH WITH NPERS npers.ne.gov **ONLINE!**

- Read Our Newsletters
- Download Forms
- Follow Retirement Board News
- Access Your Account

UPDATE YOUR BENEFICIARIES

Depending on which annuity option you have chosen at retirement, you may still need to make sure that your beneficiaries on file **are current**. If you chose a Life Only or Joint & Survivor annuity, you do not have beneficiaries that can be updated. However, other options allow for beneficiary changes to occur. If you have had a life event, such as a death, birth, marriage, or divorce you should review your current beneficiary designations, updating them with us, if necessary. The time to avert a crisis is before it happens!

You can find the Beneficiary Designation form on our website NPERS.NE.GOV on the forms page.

NPERS
Nebraska Public Employees
Retirement Systems
P.O. Box 94816
Lincoln, NE
68509

PRSRT STD
U.S. POSTAGE
PAID
LINCOLN NE
PERMIT 212

RETIREE UPDATE

NEBRASKA PUBLIC EMPLOYEES RETIREMENT SYSTEMS

PROVIDING INFORMATION TO RETIREES
OF NEBRASKA'S STATE AND COUNTY
RETIREMENT PLANS

PH: 402-471-2053
TOLL FREE: 800-245-5712
FAX: 402-471-9493
NPERS.NE.GOV

 To update your address or to request a form, fill out the request below and return it to NPERS at P.O. Box 94816, Lincoln, NE 68509.

ADDRESS CHANGE/REQUEST FORM

Please use this form to notify NPERS when you change your mailing address **OR** to request an NPERS form.

Social Security # - -

Retirement Number
(If known)

Name

Address

City State Zip

Signature (A SIGNATURE IS REQUIRED FOR AN ADDRESS CHANGE.)

Check here if this is a change of address.

If you need additional information or a form, please check the appropriate box(es) below:

Withholding Certificate for Pension or Annuity Payments Form

Direct Deposit Agreement Form

Beneficiary Designation Form

Other